5+900

Tipo	Area
CORTE	0.12
RELLENO	1.03
BASE COMPLEMENTO	1.03
BASE EXISTENTE	1.84

5+880

Tipo	Area
CORTE	0.03
RELLENO	1.62
BASE COMPLEMENTO	1.62
BASE EXISTENTE	1.25

5+860



Tipo	Area
CORTE	0.01
RELLENO	1.46
BASE COMPLEMENTO	1.46
BASE EXISTENTE	1.40

5+840

5+840
1) Area banquetas = 1.34



Tipo	Area
CORTE	1.34
RELLENO	2.21
BASE COMPLEMENTO	1.54
BASE EXISTENTE	1.32

5+820

5+820
1) Area banquetas = 1.16



Tipo	Area
CORTE	0.02
RELLENO	1.66
BASE COMPLEMENTO	1.08
BASE EXISTENTE	1.78

5+816.240

ALCANTARILLA TIPO MARCO 1.00 X 0.80

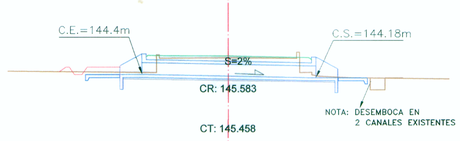

5+816

5+816
1) Area banquetas = 2.92

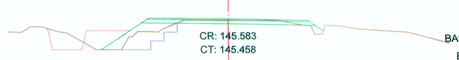

Tipo	Area
CORTE	0.11
RELLENO	3.11
BASE COMPLEMENTO	1.02
BASE EXISTENTE	1.85

6+020

6+020
1) Perfilado Lado Izq = 2.59
2) Perfilado Lado Der = 0.00

6+020
1) Area banquetas = 1.18

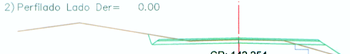

Tipo	Area
CORTE	0.60
RELLENO	1.62
BASE COMPLEMENTO	0.73
BASE EXISTENTE	2.13

6+000

6+000
1) Perfilado Lado Izq = 5.07
2) Perfilado Lado Der = 2.45

Tipo	Area
CORTE	2.73
RELLENO	0.17
BASE COMPLEMENTO	0.17
BASE EXISTENTE	2.70

5+980

Tipo	Area
CORTE	0.15
RELLENO	0.41
BASE COMPLEMENTO	0.38
BASE EXISTENTE	2.48

5+960

Tipo	Area
CORTE	0.02
RELLENO	2.14
BASE COMPLEMENTO	1.88
BASE EXISTENTE	0.98

5+940

Tipo	Area
CORTE	0.00
RELLENO	3.00
BASE COMPLEMENTO	2.54
BASE EXISTENTE	0.32

5+920

Tipo	Area
CORTE	0.00
RELLENO	2.73
BASE COMPLEMENTO	2.42
BASE EXISTENTE	0.44

6+120

6+120
1) Perfilado Lado Izq = 2.73
2) Perfilado Lado Der = 0.00

Tipo	Area
CORTE	4.31
RELLENO	0.64
BASE COMPLEMENTO	0.64
BASE EXISTENTE	2.24

6+100.142

ALCANTARILLA TIPO MARCO 1.00 X 0.80

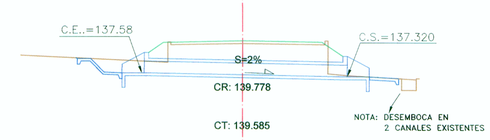

6+100

6+100
1) Area banquetas = 2.63

Tipo	Area
CORTE	0.00
RELLENO	5.15
BASE COMPLEMENTO	1.84
BASE EXISTENTE	1.02

6+080

6+080
1) Area banquetas = 2.09

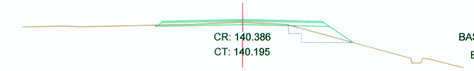

Tipo	Area
CORTE	0.01
RELLENO	3.21
BASE COMPLEMENTO	1.84
BASE EXISTENTE	1.02

6+060

6+060
1) Area banquetas = 1.78



Tipo	Area
CORTE	0.03
RELLENO	2.38
BASE COMPLEMENTO	1.23
BASE EXISTENTE	1.63

6+040

6+040
1) Area banquetas = 1.26



Tipo	Area
CORTE	0.04
RELLENO	1.73
BASE COMPLEMENTO	0.76
BASE EXISTENTE	2.10

C.P.S. DE INGENIERIA S.A.C.
CONSULTORIA - PROYECTOS - SUPERVISION
AV. SAN BORJA SUR 417 – SAN BORJA – TEL. 4762346/4762351 – FAX 4762349
www.cpsingenieria.com Lima–13, PERU

PROYECTO:
REHABILITACION Y MEJORAMIENTO DE LA CARRETERA HUAURA - SAYAN - CHURIN
TRAMO I : HUAURA - SAYAN

PLANO:
SECCIONES TRANSVERSALES
Km. 5+816 al Km. 6+120

DISEÑADO :	APROBADO :	FECHA:	LAMINA:
Ing°. Pilar Rodriguez Reg. C.I.P. 3625		DIC. 2010	SE-21
VERIFICADO : Ing°. María Mayorca Reg. C.I.P. 9434	REALIZADO : G.B.C.	ESCALA: 1/400	VERSION: 01