

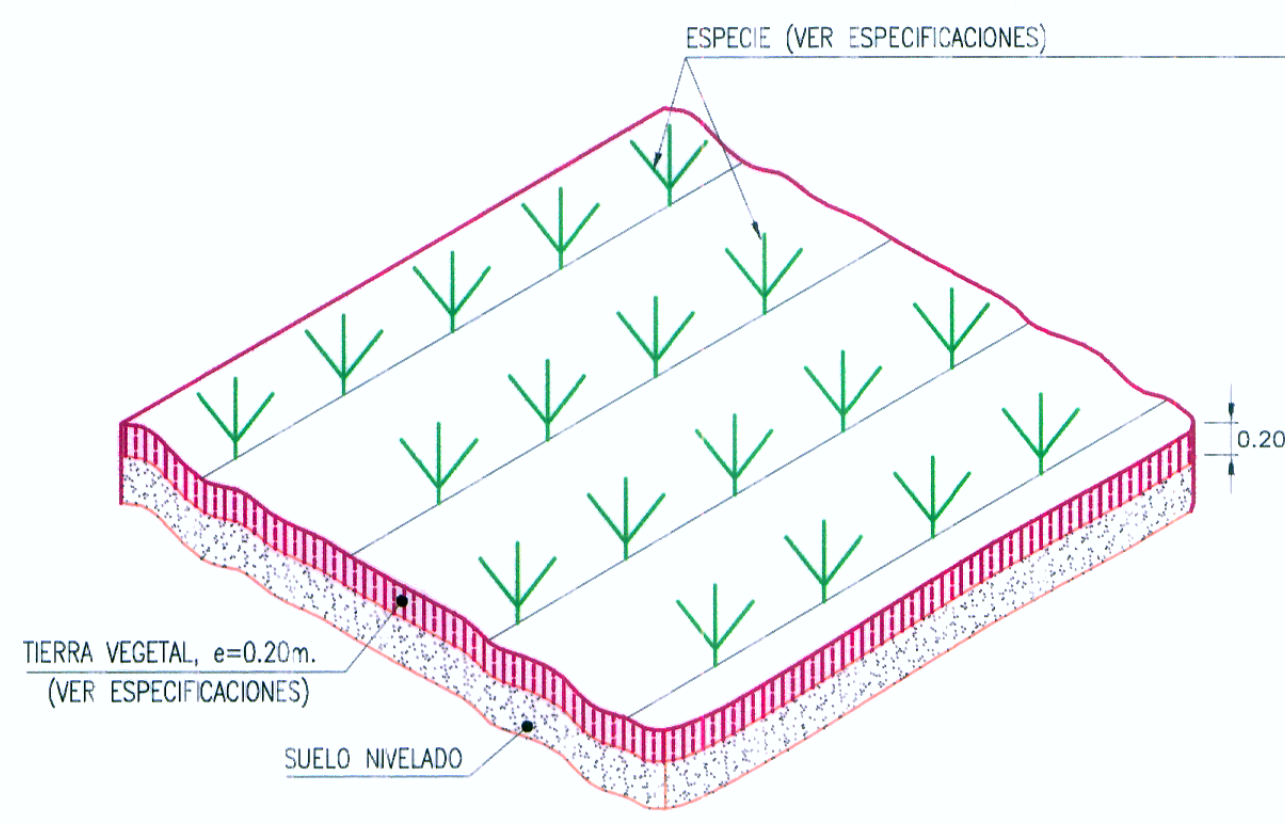
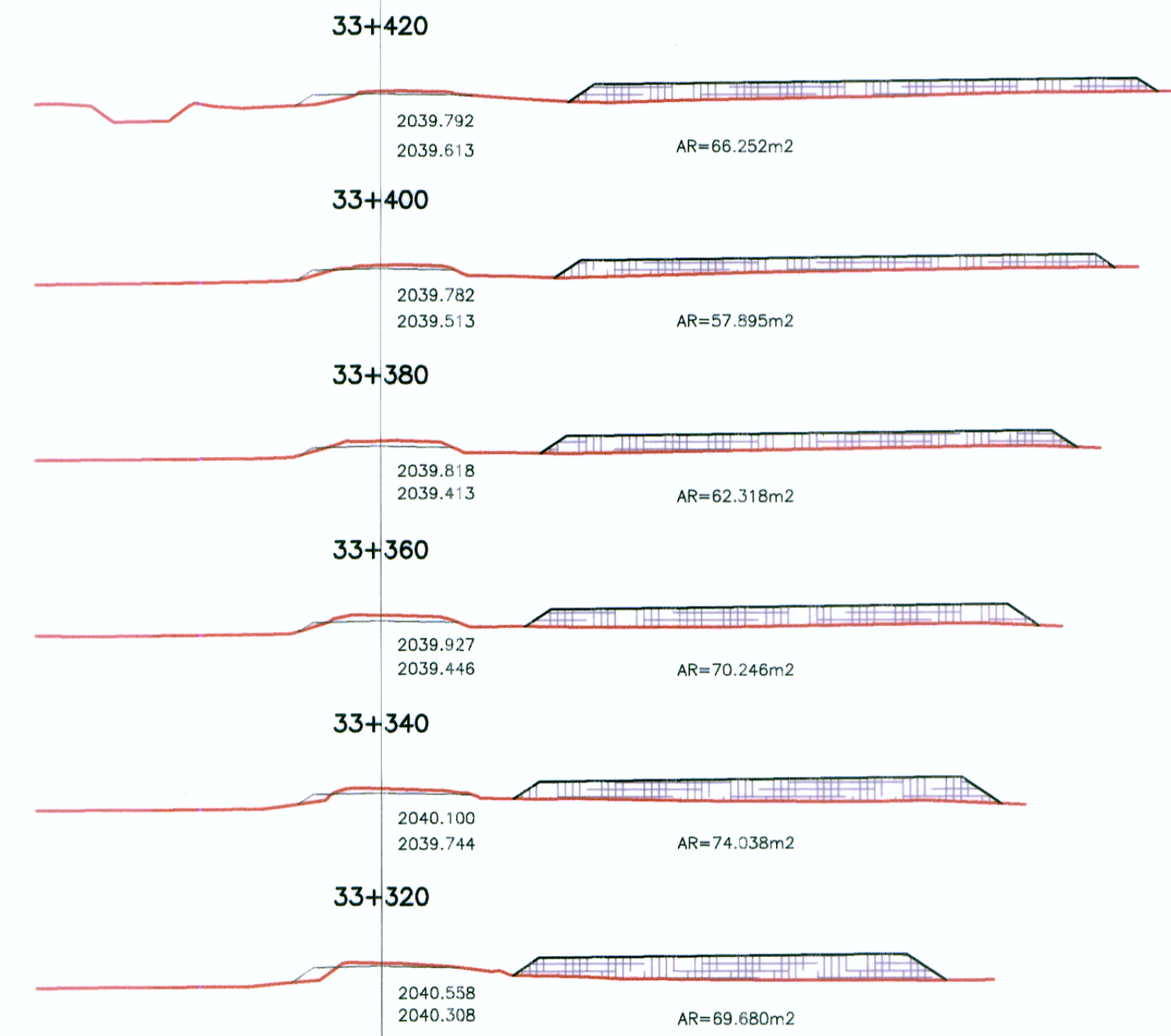
DEPOSITO DE MATERIAL EXCEDENTE
D.M.E. "Km 33+380"
LADO DER.

1401



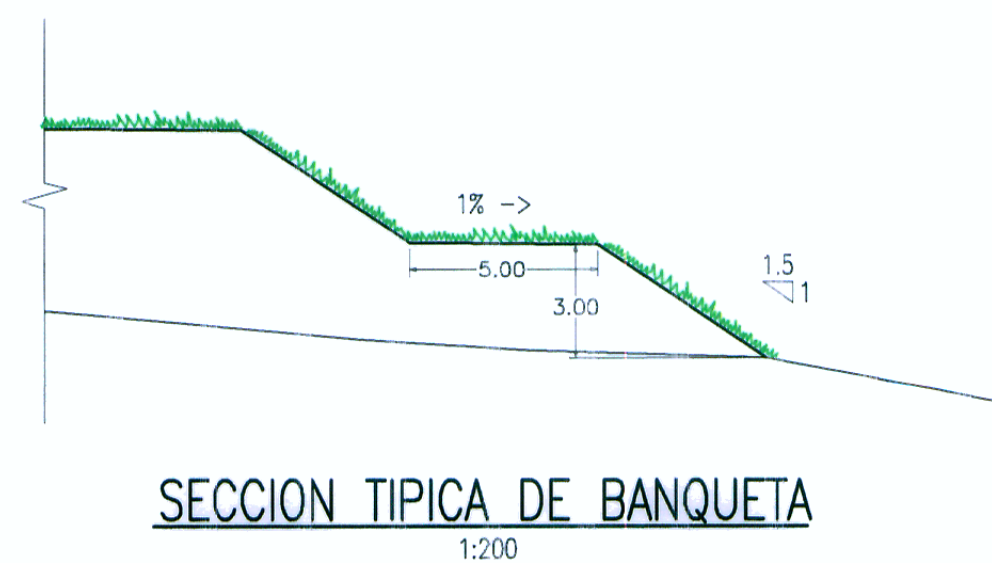
SECCIONES TRANSVERSALES

Esc. 1/500



PROGRESIVAS	AREA m ²	VOLUMEN m ³
33+320	69.680	718.590
33+340	74.038	1442.840
33+360	70.246	1202.130
33+380	62.318	1241.470
33+400	57.895	1202.130
33+420	66.252	1241.470
TOTAL		5930.670

PV	NORTE	ESTE
1	9166979.32	814766.28
2	9166960.39	814753.89
3	9166929.70	814727.86
4	9166902.27	814704.85
5	9166930.40	814661.99
6	9167003.63	814737.56



HOB CONSULTORES S.A.
"ING. PERU" "ING. BOLIVIA" "ING. VENEZUELA" "ING. PARAGUAY"
"ING. COLOMBIA" "ING. CHILE" "ING. ARGENTINA"
"ING. BRASIL" "ING. GUAYMAL" "ING. ECUADOR"
"ING. COSTA RICA" "ING. PANAMA" "ING. CUBA" "ING. DOMINICANA"
"ING. HAITI" "ING. PARAGUAY" "ING. VENEZUELA" "ING. ARGENTINA"
"ING. COLOMBIA" "ING. CHILE" "ING. ARGENTINA"
"ING. BRASIL" "ING. GUAYMAL" "ING. ECUADOR"
"ING. COSTA RICA" "ING. PANAMA" "ING. CUBA" "ING. DOMINICANA"
"ING. HAITI"

HOB CONSULTORES S.A.
"ING. PERU" "ING. BOLIVIA" "ING. VENEZUELA" "ING. PARAGUAY"
"ING. COLOMBIA" "ING. CHILE" "ING. ARGENTINA"
"ING. BRASIL" "ING. GUAYMAL" "ING. ECUADOR"
"ING. COSTA RICA" "ING. PANAMA" "ING. CUBA" "ING. DOMINICANA"
"ING. HAITI"

LEYENDA

PLANTA :

- EJE PROYECTADO
- CARRETERA EXISTENTE
- CURVA MAYOR
- CURVA MENOR
- CASA

MATERIAL EXCEDENTE :

- VERTICE DE POLIGONAL
- AREA DE BOTADERO

N°	FECHA	DESCRIPCION