























FORMATO RESUMEN DE CLASIFICACION VEHICULAR ESTUDIO DE TRAFICO

TRAMO DE LA CARRETERA			
SENTIDO	E ←	S →	
UBICACIÓN			

ESTACION	
CODIGO DE LA ESTACION	
DIA Y FECHA	

HORA	AUTO 	STATION WAGON 	CAMIONETAS			MICRO 	BUS			CAMION			SEMI TRAYLER					TRAYLER				TOTAL				
			PICK UP 	PANEL 	RURAL Combi 		2 E 	3 E 	4 E 	2 E 	3 E 	4 E 	2S1 	2S2 	2S3 	3S1 	3S2 	>= 3S3 	2T2 	2T3 	3T2 		3T3 			
			00-01																							
01-02																										
02-03																										
03-04																										
04-05																										
05-06																										
06-07																										
07-08																										
08-09																										
09-10																										
10-11																										
11-12																										
12-13																										
13-14																										
14-15																										
15-16																										
16-17																										
17-18																										
18-19																										
19-20																										
20-21																										
21-22																										
22-23																										
23-24																										
TOTAL																										

2D.- Vo Bo COORDINADOR: _____

3D.- SUPERV.MTCC : _____