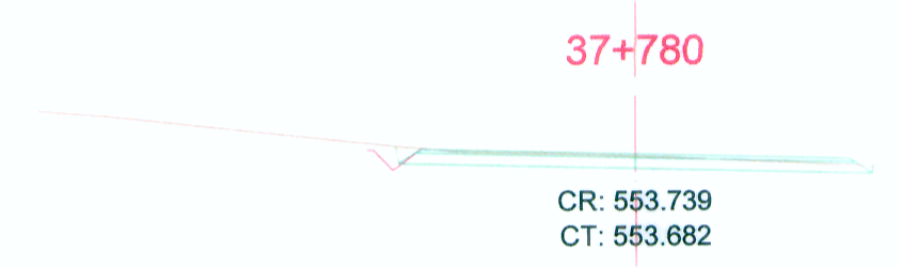


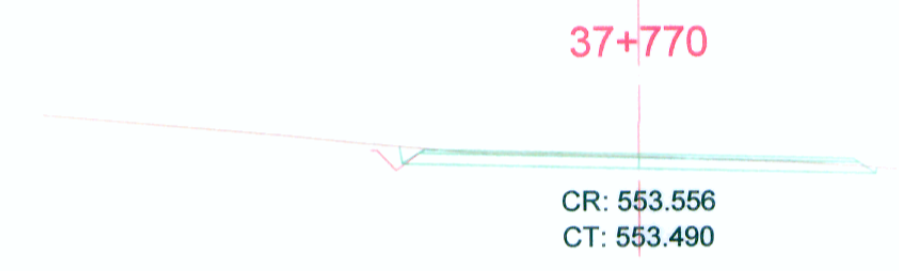
Tipo	Area
CORTE	0.60
RELLENO	0.12
BASE COMPLEMENTO	0.12
BASE EXISTENTE	3.05

CR: 553.919
CT: 553.860



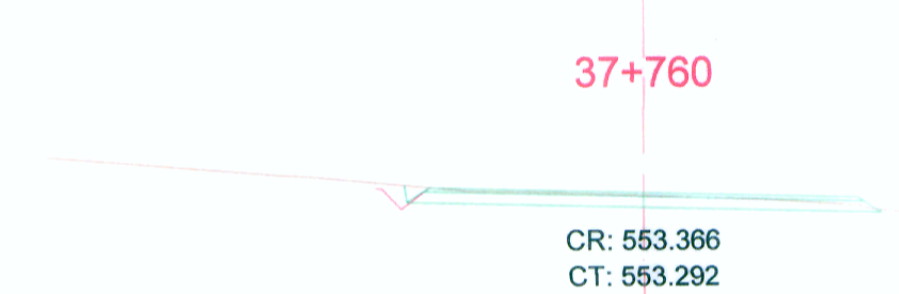
Tipo	Area
CORTE	0.49
RELLENO	0.14
BASE COMPLEMENTO	0.14
BASE EXISTENTE	3.02

CR: 553.739
CT: 553.682



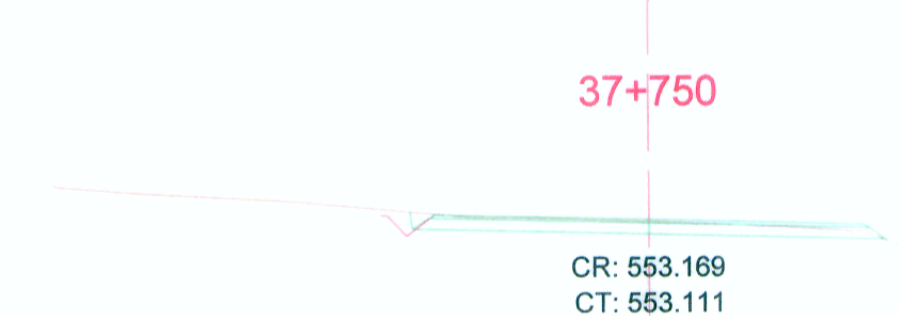
Tipo	Area
CORTE	0.44
RELLENO	0.16
BASE COMPLEMENTO	0.16
BASE EXISTENTE	3.00

CR: 553.556
CT: 553.490



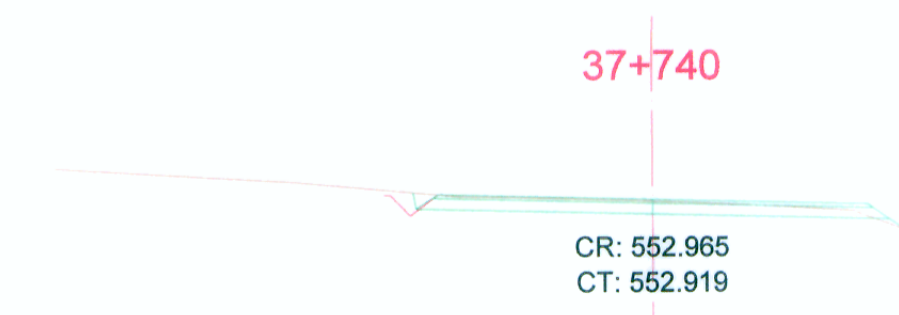
Tipo	Area
CORTE	0.37
RELLENO	0.21
BASE COMPLEMENTO	0.21
BASE EXISTENTE	2.94

CR: 553.366
CT: 553.292



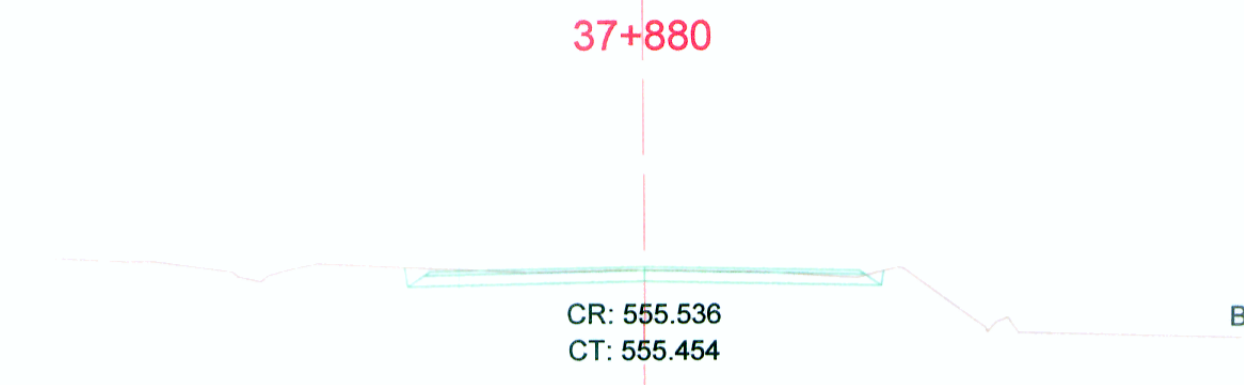
Tipo	Area
CORTE	0.47
RELLENO	0.17
BASE COMPLEMENTO	0.17
BASE EXISTENTE	2.99

CR: 553.169
CT: 553.111



Tipo	Area
CORTE	0.51
RELLENO	0.28
BASE COMPLEMENTO	0.23
BASE EXISTENTE	2.93

CR: 552.965
CT: 552.919



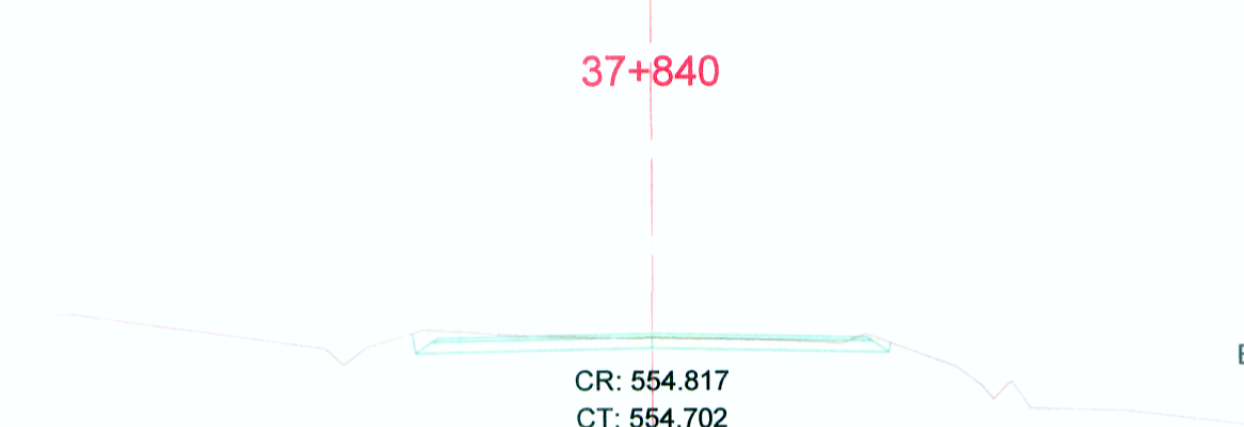
Tipo	Area
CORTE	0.56
RELLENO	0.11
BASE COMPLEMENTO	0.11
BASE EXISTENTE	3.06

CR: 555.536
CT: 555.454



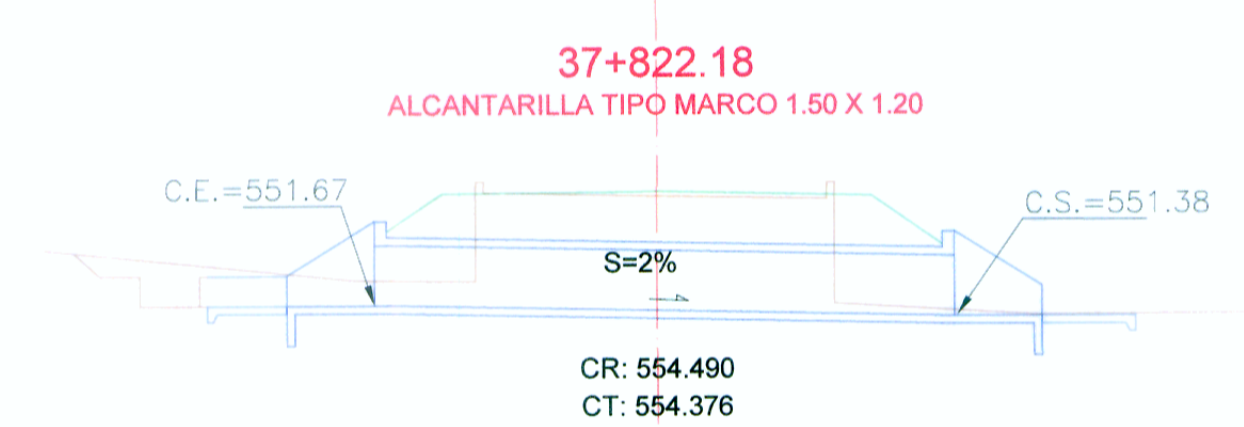
Tipo	Area
CORTE	0.71
RELLENO	0.12
BASE COMPLEMENTO	0.12
BASE EXISTENTE	3.06

CR: 555.176
CT: 555.078



Tipo	Area
CORTE	0.93
RELLENO	0.17
BASE COMPLEMENTO	0.17
BASE EXISTENTE	2.99

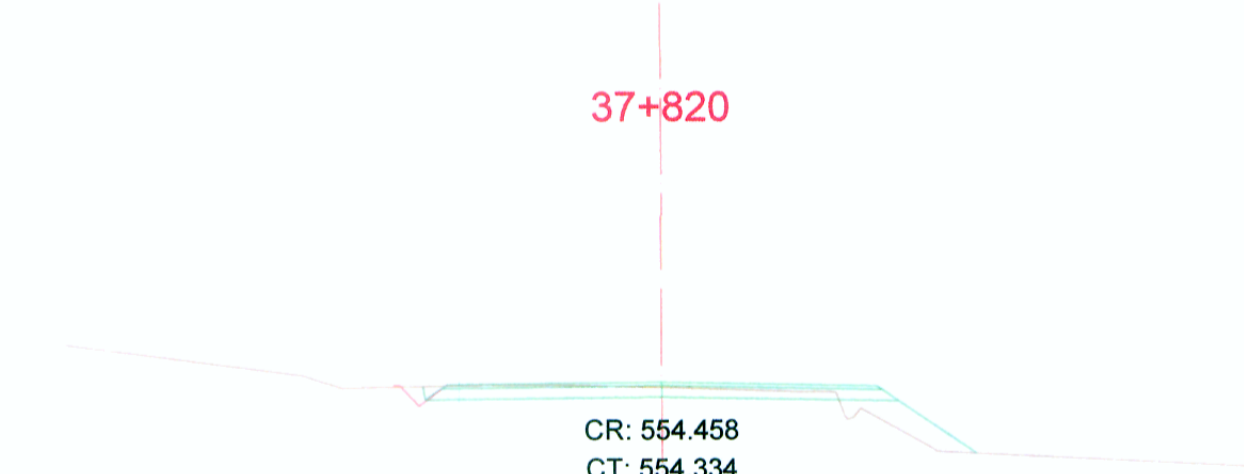
CR: 554.817
CT: 554.702



37+822.18
ALCANTARILLA TIPO MARCO 1.50 X 1.20


C.E. = 551.67 S=2% C.S. = 551.38

CR: 554.490
CT: 554.376



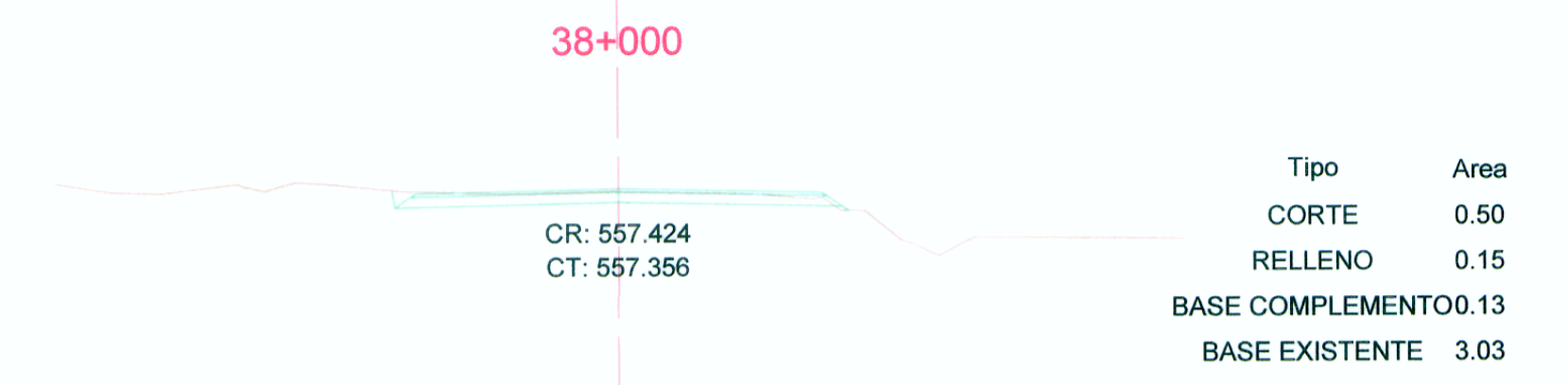
Tipo	Area
CORTE	0.32
RELLENO	2.19
BASE COMPLEMENTO	0.64
BASE EXISTENTE	2.51

CR: 554.458
CT: 554.334



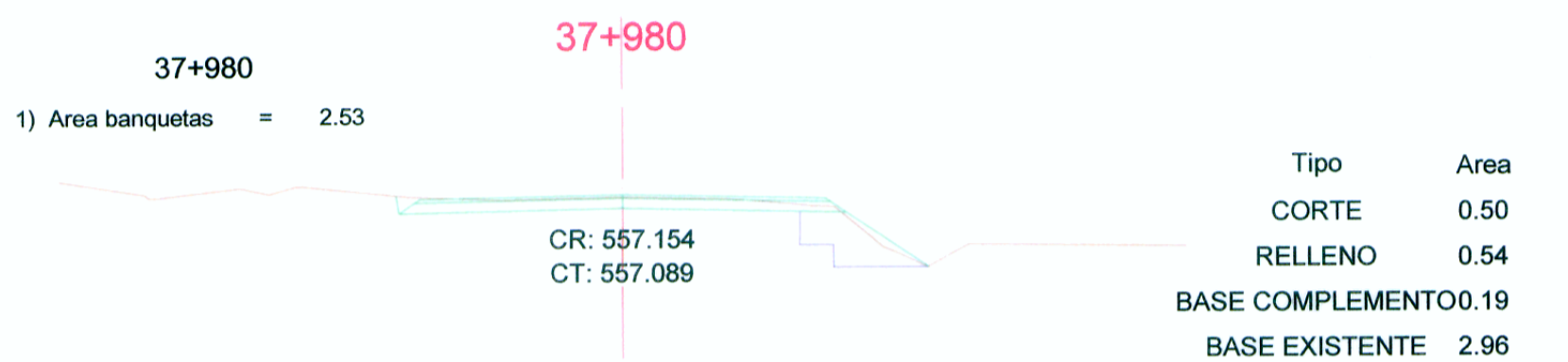
Tipo	Area
CORTE	0.29
RELLENO	0.12
BASE COMPLEMENTO	0.12
BASE EXISTENTE	3.04

CR: 554.098
CT: 554.024



Tipo	Area
CORTE	0.50
RELLENO	0.15
BASE COMPLEMENTO	0.13
BASE EXISTENTE	3.03


CR: 557.424
CT: 557.356



Tipo	Area
CORTE	0.50
RELLENO	0.54
BASE COMPLEMENTO	0.19
BASE EXISTENTE	2.96

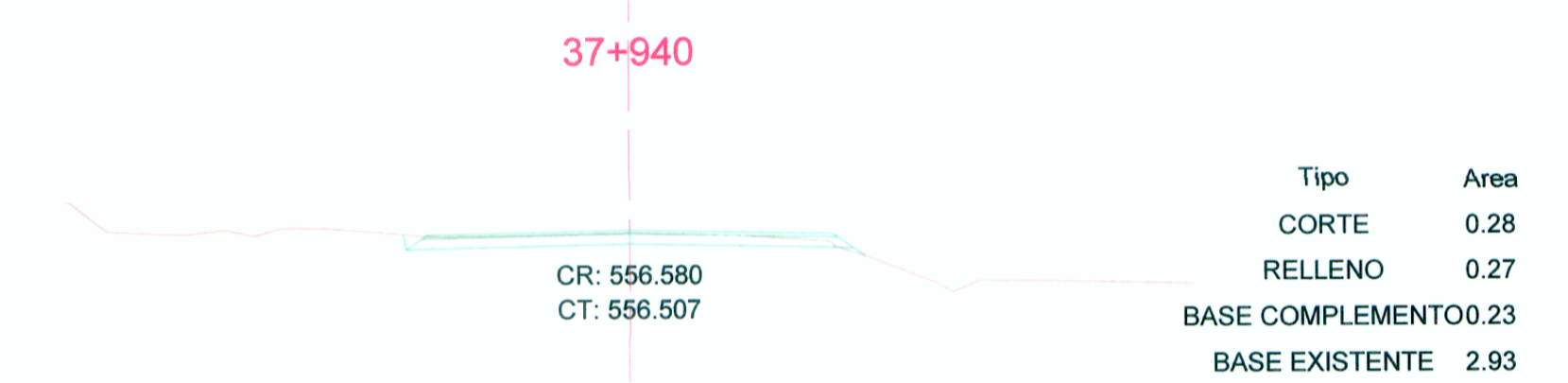
CR: 557.154
CT: 557.089

37+980
1) Area banquetas = 2.53



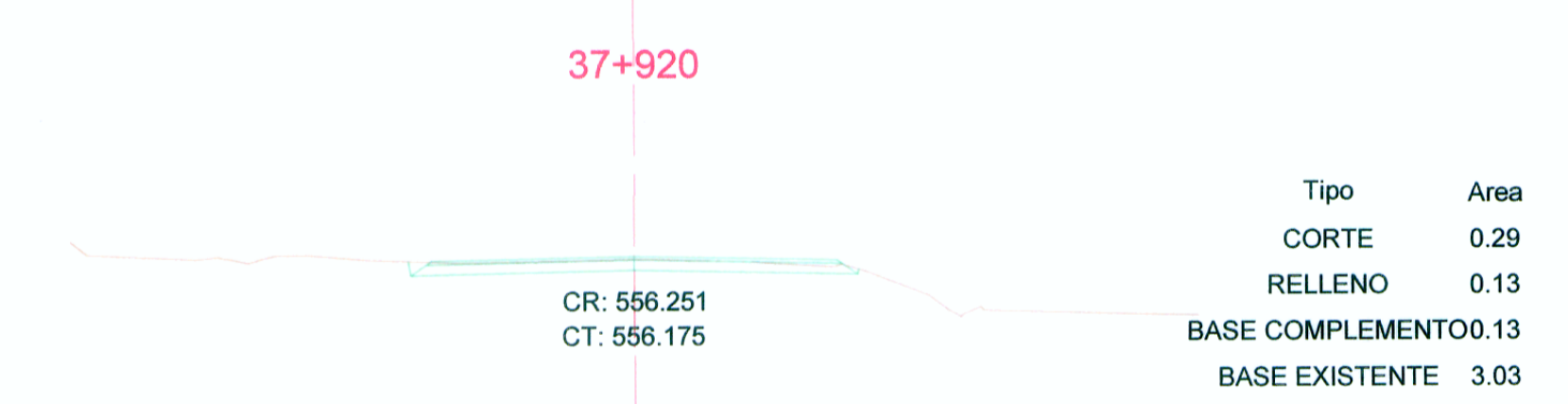
Tipo	Area
CORTE	0.26
RELLENO	0.48
BASE COMPLEMENTO	0.25
BASE EXISTENTE	2.90

CR: 556.880
CT: 556.799




Tipo	Area
CORTE	0.28
RELLENO	0.27
BASE COMPLEMENTO	0.23
BASE EXISTENTE	2.93

CR: 556.580
CT: 556.507



Tipo	Area
CORTE	0.29
RELLENO	0.13
BASE COMPLEMENTO	0.13
BASE EXISTENTE	3.03

CR: 556.251
CT: 556.175



Tipo	Area
CORTE	0.42
RELLENO	0.12
BASE COMPLEMENTO	0.12
BASE EXISTENTE	3.04

CR: 555.895
CT: 555.816



Ing. PILAR RODRIGUEZ
C.I.P. 3625

Ing. MARÍA MAYORCA PALOMINO
C.I.P. 9434