


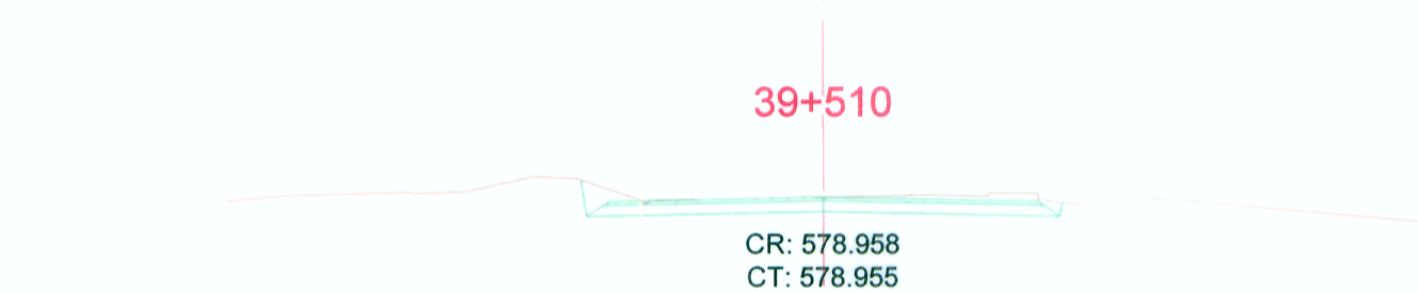
39+530
 CR: 579.460
 CT: 579.290

Tipo	Area
CORTE	0.33
RELLENO	1.23
BASE COMPLEMENTO	0.89
BASE EXISTENTE	2.27



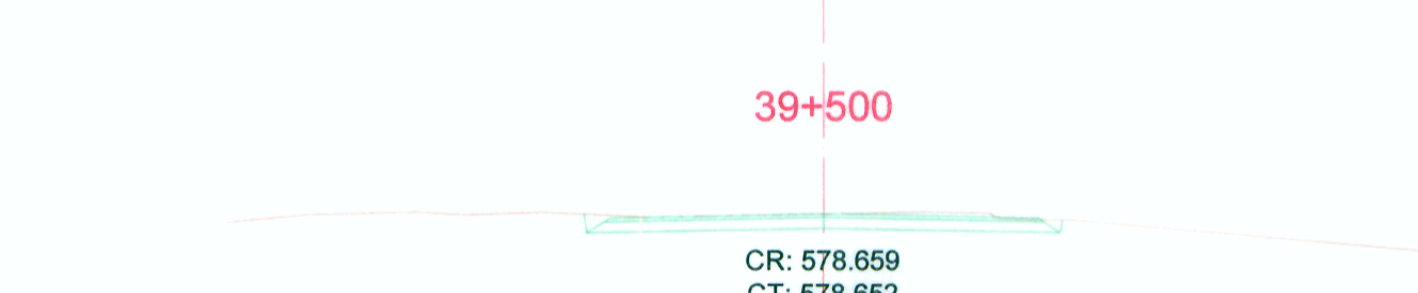
39+520
 CR: 579.219
 CT: 579.123

Tipo	Area
CORTE	0.84
RELLENO	0.26
BASE COMPLEMENTO	0.26
BASE EXISTENTE	2.90



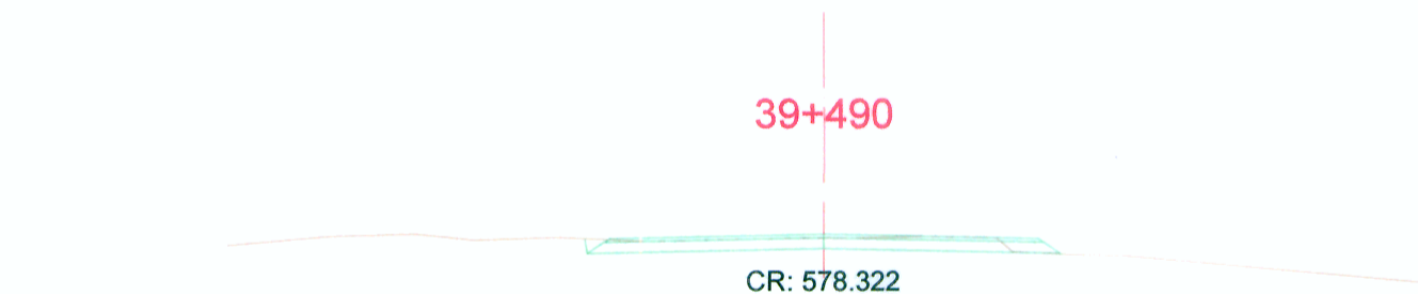
39+510
 CR: 578.958
 CT: 578.955

Tipo	Area
CORTE	2.17
RELLENO	0.00
BASE COMPLEMENTO	0.00
BASE EXISTENTE	3.16




39+500
 CR: 578.659
 CT: 578.652

Tipo	Area
CORTE	1.51
RELLENO	0.00
BASE COMPLEMENTO	0.00
BASE EXISTENTE	3.16




39+490
 CR: 578.322
 CT: 578.225

Tipo	Area
CORTE	0.39
RELLENO	0.32
BASE COMPLEMENTO	0.31
BASE EXISTENTE	2.85




39+480
 CR: 577.946
 CT: 577.799

Tipo	Area
CORTE	0.13
RELLENO	0.92
BASE COMPLEMENTO	0.81
BASE EXISTENTE	2.55



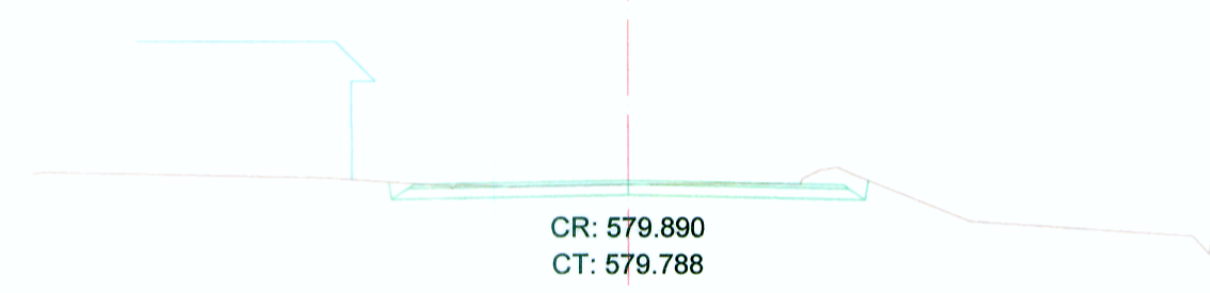
39+580
 CR: 579.852
 CT: 579.808

Tipo	Area
CORTE	1.79
RELLENO	0.00
BASE COMPLEMENTO	0.00
BASE EXISTENTE	3.16



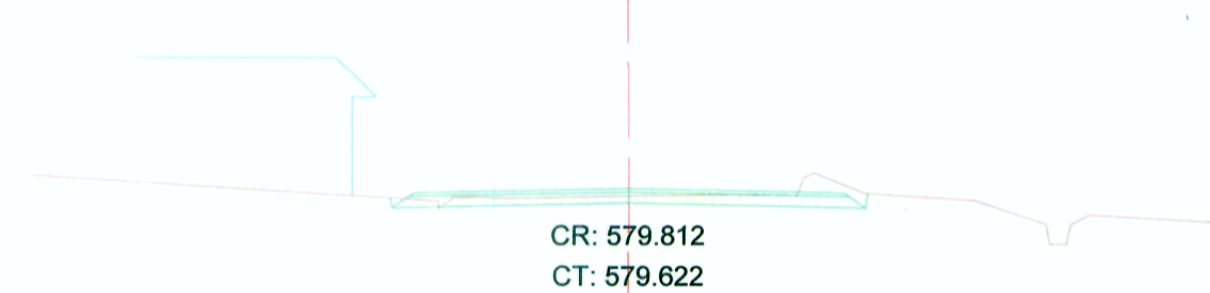
39+570
 CR: 579.904
 CT: 579.841

Tipo	Area
CORTE	1.50
RELLENO	0.00
BASE COMPLEMENTO	0.00
BASE EXISTENTE	3.16



39+560
 CR: 579.890
 CT: 579.788

Tipo	Area
CORTE	1.21
RELLENO	0.04
BASE COMPLEMENTO	0.04
BASE EXISTENTE	3.12



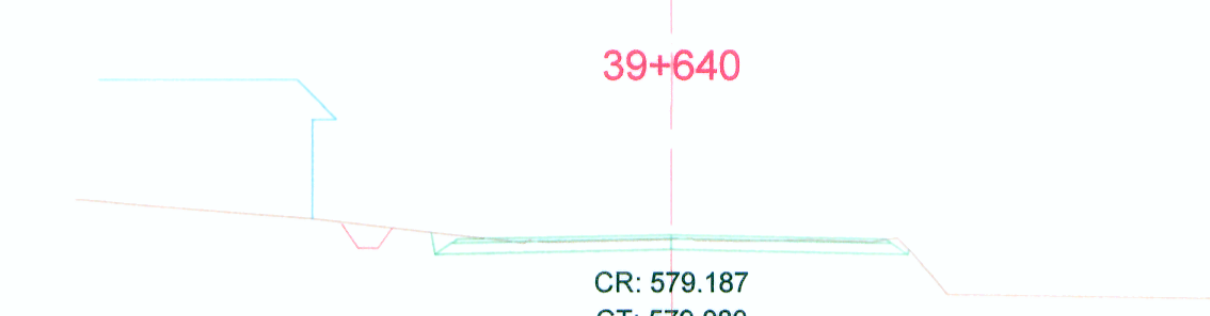
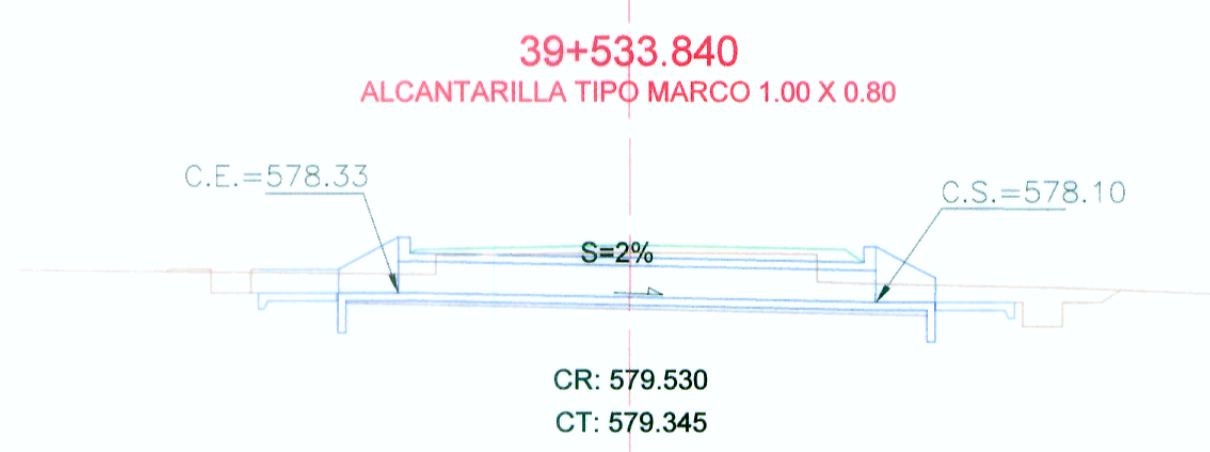
39+550
 CR: 579.812
 CT: 579.622

Tipo	Area
CORTE	0.72
RELLENO	0.69
BASE COMPLEMENTO	0.69
BASE EXISTENTE	2.47




39+540
 CR: 579.668
 CT: 579.456

Tipo	Area
CORTE	0.17
RELLENO	1.41
BASE COMPLEMENTO	1.15
BASE EXISTENTE	2.01




39+640
 CR: 579.187
 CT: 579.080

Tipo	Area
CORTE	0.51
RELLENO	0.14
BASE COMPLEMENTO	0.14
BASE EXISTENTE	3.01




39+630
 CR: 579.265
 CT: 579.131

Tipo	Area
CORTE	0.81
RELLENO	0.16
BASE COMPLEMENTO	0.16
BASE EXISTENTE	3.00




39+620
 CR: 579.359
 CT: 579.199

Tipo	Area
CORTE	0.91
RELLENO	0.23
BASE COMPLEMENTO	0.23
BASE EXISTENTE	2.93



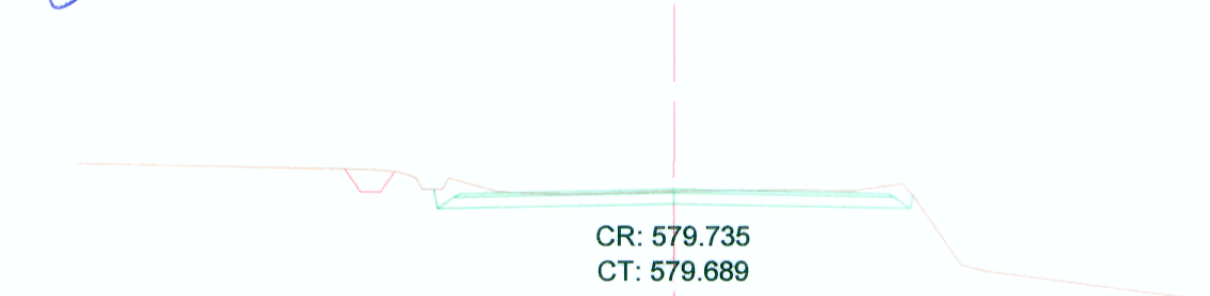
39+610
 CR: 579.468
 CT: 579.355

Tipo	Area
CORTE	1.09
RELLENO	0.05
BASE COMPLEMENTO	0.05
BASE EXISTENTE	3.10




39+600
 CR: 579.594
 CT: 579.522

Tipo	Area
CORTE	1.43
RELLENO	0.00
BASE COMPLEMENTO	0.00
BASE EXISTENTE	3.16



39+590
 CR: 579.735
 CT: 579.689

Tipo	Area
CORTE	1.68
RELLENO	0.00
BASE COMPLEMENTO	0.00
BASE EXISTENTE	3.16



Reserva de Derechos del Proyecto de
 Rehabilitación y Mejoramiento
 de la Carretera HUAURA - SAYAN - CHURIN
 Km. 39+480 al Km. 39+640
 Ing. MARÍA MAYORCA SALGADO
 1044400

Reserva de Derechos del Proyecto de
 Rehabilitación y Mejoramiento
 de la Carretera HUAURA - SAYAN - CHURIN
 Km. 39+480 al Km. 39+640
 Ing. PÍLAR RODRÍGUEZ BARRIGARA
 1044400