



95+530
 1) Perfilado Lado Izq = 0.00
 2) Perfilado Lado Der = 0.72

Tipo	Area
CORTE	1.55
RELLENO	4.99
RELLENO CUNETETA	0.02



CT: 2000.935
 CR: 2001.894


95+528.380
 ALCANTARILLA TIPO TMC 36"



CT: 2000.844
 CR: 2001.824


95+520
 1) Perfilado Lado Izq = 0.00
 2) Perfilado Lado Der = 0.98

Tipo	Area
CORTE	0.95
RELLENO	4.41
RELLENO CUNETETA	0.02




CT: 2000.522
 CR: 2001.468

95+510
 Tipo Area
 CORTE 0.56
 RELLENO 5.50
 RELLENO CUNETETA 0.02




CT: 2000.062
 CR: 2001.022

95+500
 Tipo Area
 CORTE 0.00
 RELLENO 5.38
 RELLENO CUNETETA 0.19



CT: 1999.632
 CR: 2000.586

95+490
 Tipo Area
 CORTE 0.00
 RELLENO 3.57
 RELLENO CUNETETA 0.16
 CORTE MURO 5.07
 RELLENO MURO 3.48
 EMBOQUILLADO 1.32



CT: 1999.223
 CR: 2000.150

95+630
 1) Perfilado Lado Izq = 0.00
 2) Perfilado Lado Der = 0.75

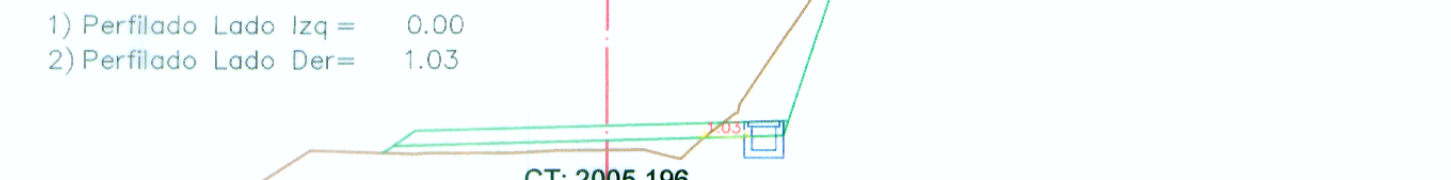
Tipo	Area
CORTE	7.74
RELLENO	1.73
RELLENO CUNETETA	0.02
CORTE MURO	6.91
RELLENO MURO	5.23
EMBOQUILLADO	0.56



CT: 2005.616
 CR: 2006.255

95+620
 1) Perfilado Lado Izq = 0.00
 2) Perfilado Lado Der = 1.03


Tipo	Area
CORTE	4.17
RELLENO	2.05
RELLENO CUNETETA	0.02



CT: 2005.196
 CR: 2005.819

95+600
 1) Perfilado Lado Izq = 0.00
 2) Perfilado Lado Der = 1.54

Tipo	Area
CORTE	4.90
RELLENO	2.98
RELLENO CUNETETA	0.02




CT: 2004.111
 CR: 2004.947

95+580
 Tipo Area
 CORTE 0.00
 RELLENO 5.93



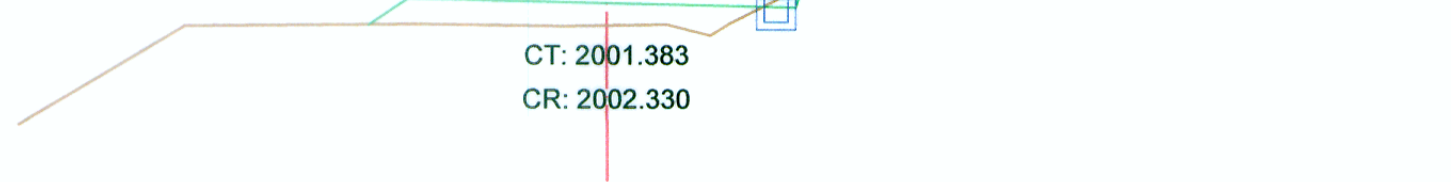
CT: 2003.081
 CR: 2004.075

95+560
 Tipo Area
 CORTE 0.19
 RELLENO 6.01
 RELLENO CUNETETA 0.02



CT: 2002.178
 CR: 2003.203

95+540
 Tipo Area
 CORTE 0.24
 RELLENO 5.53
 RELLENO CUNETETA 0.02



CT: 2001.383
 CR: 2002.330

Tipo Area
 CORTE 7.74
 RELLENO 1.73
 RELLENO CUNETETA 0.02
 CORTE MURO 6.91
 RELLENO MURO 5.23
 EMBOQUILLADO 0.56

Tipo Area
 CORTE 4.17
 RELLENO 2.05
 RELLENO CUNETETA 0.02

Tipo Area
 CORTE 4.90
 RELLENO 2.98
 RELLENO CUNETETA 0.02

Tipo Area
 CORTE 0.00
 RELLENO 5.93

Tipo Area
 CORTE 0.19
 RELLENO 6.01
 RELLENO CUNETETA 0.02

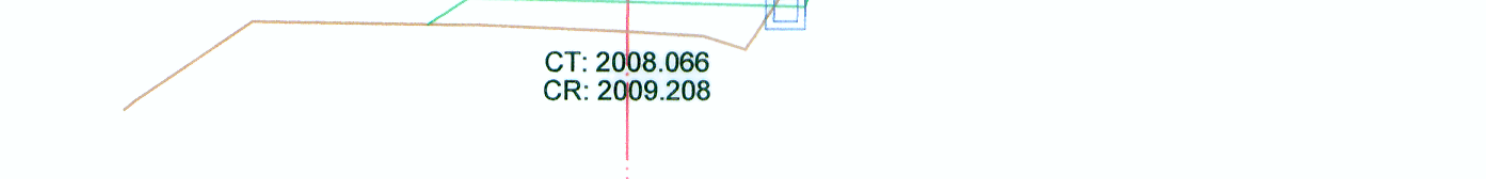
Tipo Area
 CORTE 0.24
 RELLENO 5.53
 RELLENO CUNETETA 0.02

95+710
 Tipo Area
 CORTE 0.00
 RELLENO 5.74
 RELLENO CUNETETA 0.26



CT: 2008.514
 CR: 2009.526

95+700
 Tipo Area
 CORTE 0.40
 RELLENO 6.20
 RELLENO CUNETETA 0.02



CT: 2008.066
 CR: 2009.208

95+680
 Tipo Area
 CORTE 0.01
 RELLENO 5.53
 RELLENO CUNETETA 0.03



CT: 2007.322
 CR: 2008.426

95+660
 Tipo Area
 CORTE 0.45
 RELLENO 3.21
 RELLENO CUNETETA 0.02
 CORTE MURO 7.89
 RELLENO MURO 5.20
 EMBOQUILLADO 1.87



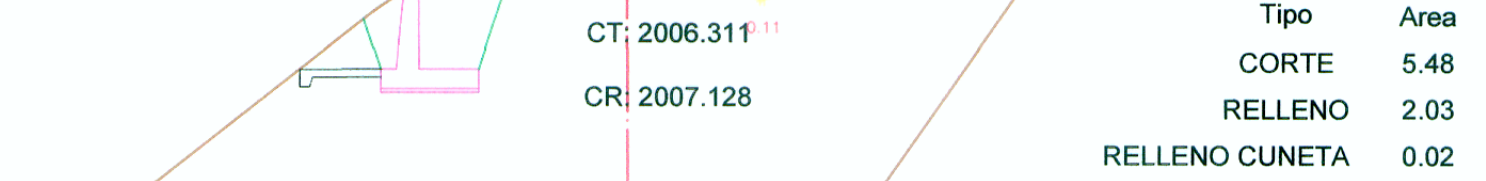
CT: 2006.663
 CR: 2007.564

95+650
 Tipo Area
 CORTE 18.60
 RELLENO 2.95
 RELLENO CUNETETA 0.02
 CORTE MURO 7.87
 RELLENO MURO 5.23
 EMBOQUILLADO 1.34



95+650
 1) Perfilado Lado Izq = 0.00
 2) Perfilado Lado Der = 0.11

95+640
 Tipo Area
 CORTE 5.48
 RELLENO 2.03
 RELLENO CUNETETA 0.02
 CORTE MURO 6.17
 RELLENO MURO 5.23
 EMBOQUILLADO 0.22




CT: 2006.311
 CR: 2007.128

95+640
 1) Perfilado Lado Izq = 0.00
 2) Perfilado Lado Der = 1.14

95+640
 Tipo Area
 CORTE 0.24
 RELLENO 5.53
 RELLENO CUNETETA 0.02



CT: 2005.987
 CR: 2006.692



Estado Definitivo del Proyecto de Rehabilitación y Mejoramiento de la Carretera Huala - Sayan - Churin Km. 95+490 al Km. 95+710

ING. PILAR RODRIGUEZ MANGORCA