

Tipo	Area
CORTE	0.22
RELLENO	0.21
BASE COMPLEMENTO	0.21
BASE EXISTENTE	2.95


Tipo	Area
CORTE	0.31
RELLENO	0.47
BASE COMPLEMENTO	0.47
BASE EXISTENTE	2.69

Tipo	Area
CORTE	0.36
RELLENO	0.54
BASE COMPLEMENTO	0.54
BASE EXISTENTE	2.62

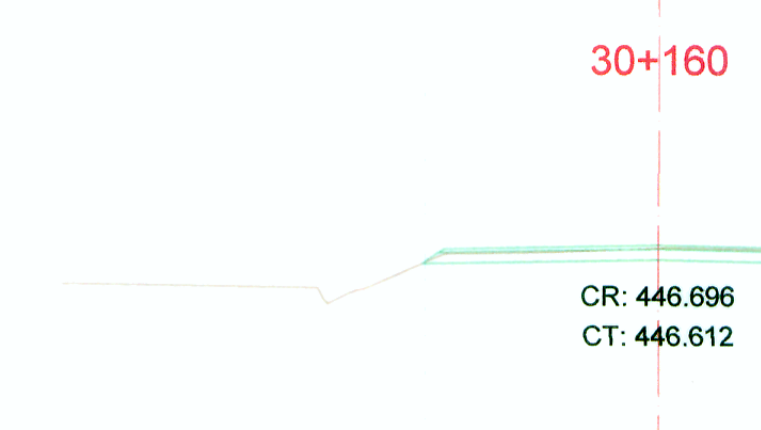
Tipo	Area
CORTE	0.31
RELLENO	0.78
BASE COMPLEMENTO	0.75
BASE EXISTENTE	2.41

Tipo	Area
CORTE	0.18
RELLENO	0.71
BASE COMPLEMENTO	0.71
BASE EXISTENTE	2.45

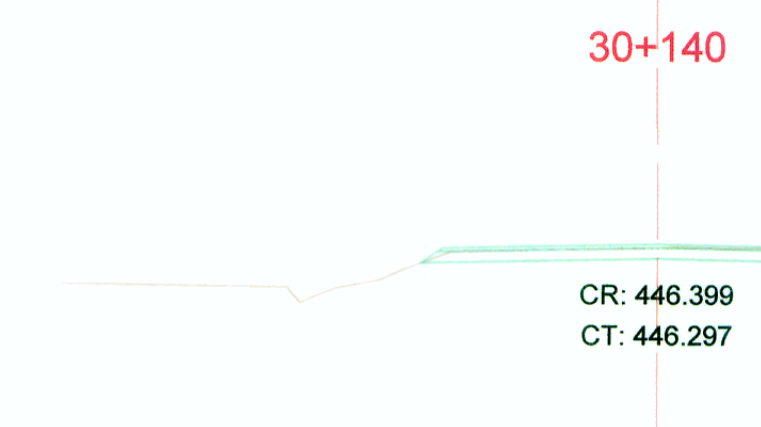
Tipo	Area
CORTE	0.12
RELLENO	0.44
BASE COMPLEMENTO	0.44
BASE EXISTENTE	2.72



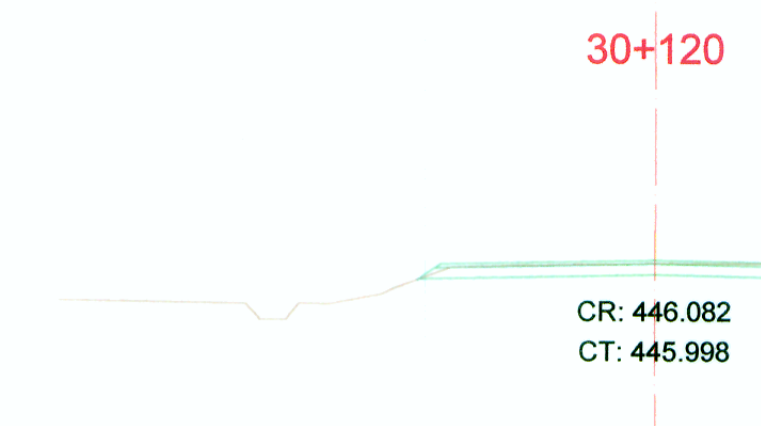
Tipo	Area
CORTE	0.18
RELLENO	0.26
BASE COMPLEMENTO	0.26
BASE EXISTENTE	2.90



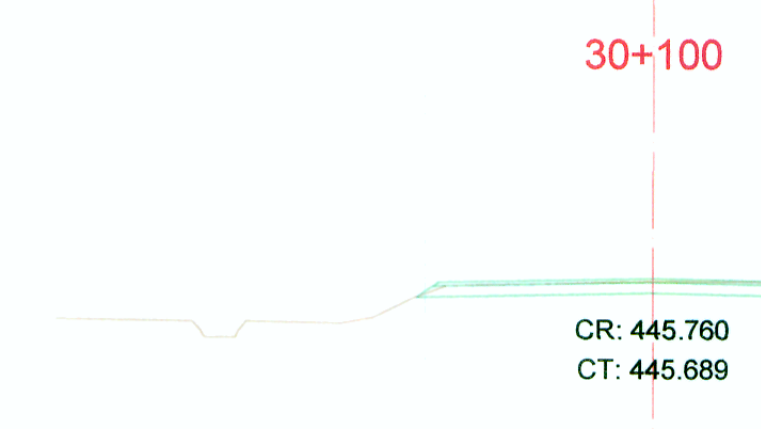
Tipo	Area
CORTE	0.34
RELLENO	0.16
BASE COMPLEMENTO	0.16
BASE EXISTENTE	3.00



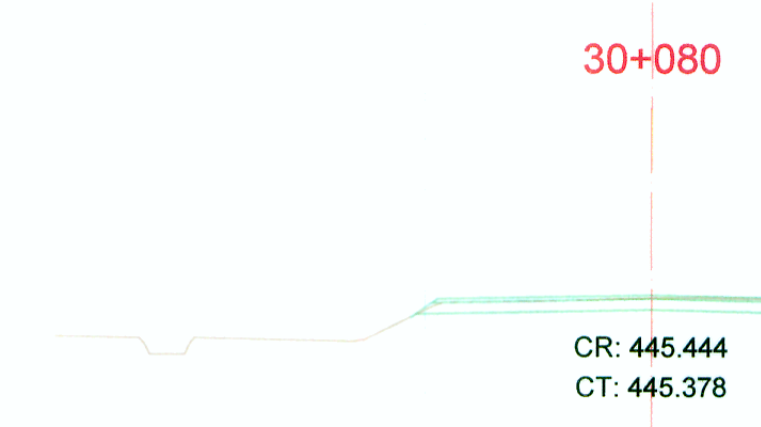
Tipo	Area
CORTE	0.34
RELLENO	0.10
BASE COMPLEMENTO	0.10
BASE EXISTENTE	3.06




Tipo	Area
CORTE	0.50
RELLENO	0.06
BASE COMPLEMENTO	0.06
BASE EXISTENTE	3.10



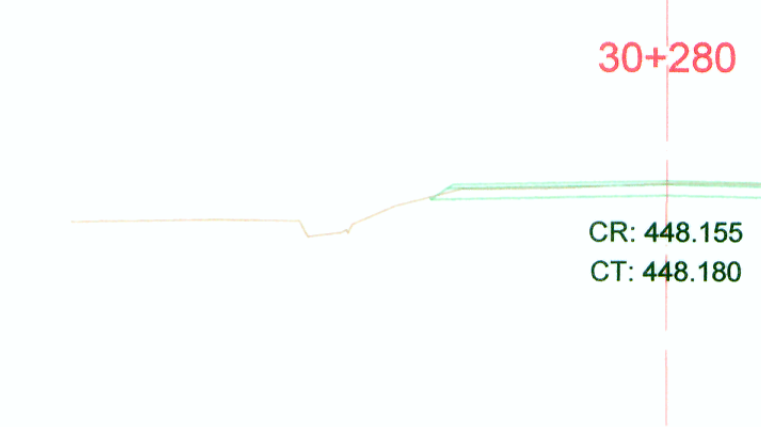
Tipo	Area
CORTE	0.41
RELLENO	0.04
BASE COMPLEMENTO	0.04
BASE EXISTENTE	3.11



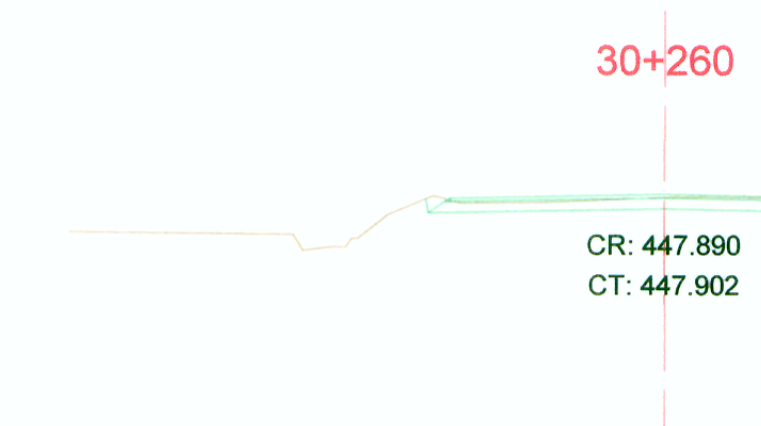
Tipo	Area
CORTE	0.28
RELLENO	0.08
BASE COMPLEMENTO	0.08
BASE EXISTENTE	3.08



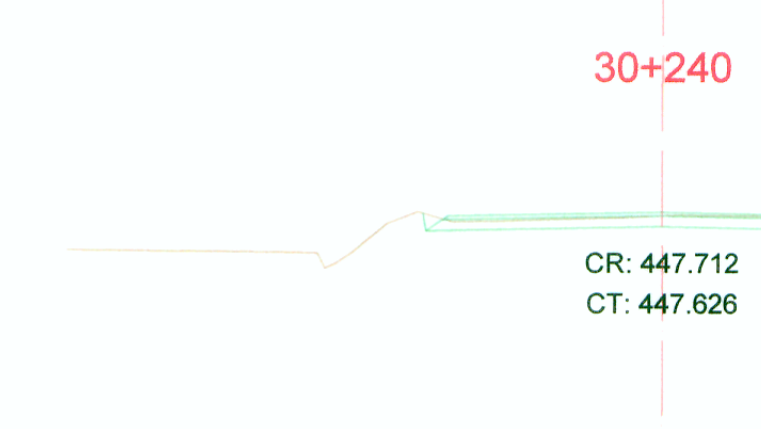
Tipo	Area
CORTE	0.36
RELLENO	0.02
BASE COMPLEMENTO	0.02
BASE EXISTENTE	3.14



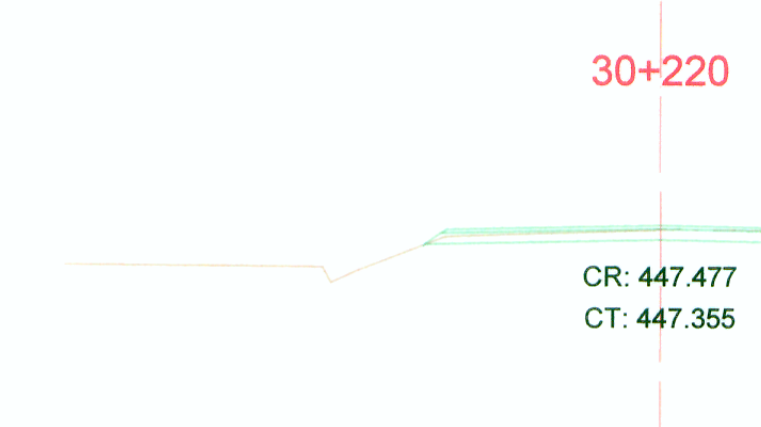
Tipo	Area
CORTE	0.29
RELLENO	0.14
BASE COMPLEMENTO	0.14
BASE EXISTENTE	3.01




Tipo	Area
CORTE	0.38
RELLENO	0.20
BASE COMPLEMENTO	0.20
BASE EXISTENTE	2.96




Tipo	Area
CORTE	0.34
RELLENO	0.22
BASE COMPLEMENTO	0.22
BASE EXISTENTE	2.93



Tipo	Area
CORTE	0.11
RELLENO	0.35
BASE COMPLEMENTO	0.35
BASE EXISTENTE	2.81



Tipo	Area
CORTE	0.11
RELLENO	0.33
BASE COMPLEMENTO	0.33
BASE EXISTENTE	2.83



Elaborado por el Proyecto de Rehabilitación y Mejoramiento de la Carretera HUAURA - SAYAN - CHURIN  
 Ing. María Mayorca Palomino  
 CIP 9434

Elaborado por el Proyecto de Rehabilitación y Mejoramiento de la Carretera HUAURA - SAYAN - CHURIN  
 Ing. María Mayorca Palomino  
 CIP 9434