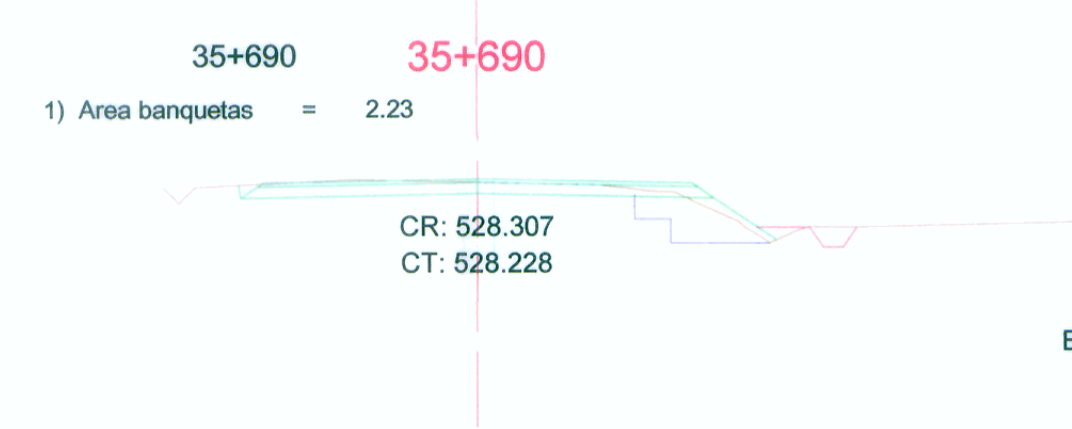


Tipo	Area
CORTE	0.58
RELLENO	0.57
BASE COMPLEMENTO	0.38
BASE EXISTENTE	2.79

35+630

CR: 527.834
CT: 527.746

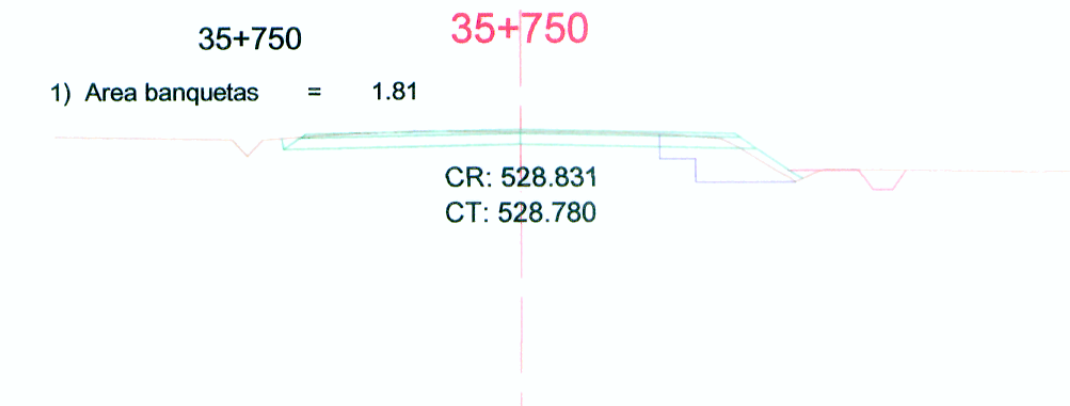


Tipo	Area
CORTE	0.54
RELLENO	0.81
BASE COMPLEMENTO	0.38
BASE EXISTENTE	2.79

35+690

CR: 528.307
CT: 528.228

1) Area banquetas = 2.23




Tipo	Area
CORTE	0.65
RELLENO	0.42
BASE COMPLEMENTO	0.15
BASE EXISTENTE	3.02

35+750

CR: 528.831
CT: 528.780

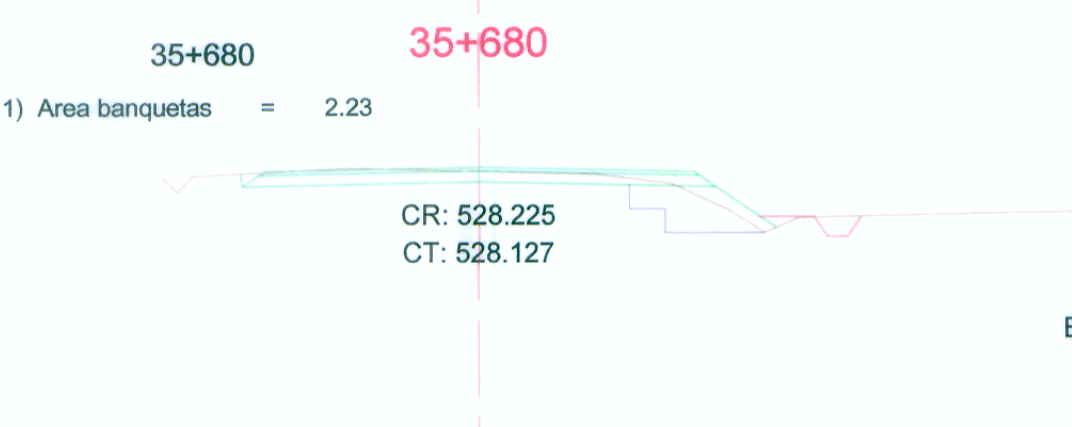
1) Area banquetas = 1.81



Tipo	Area
CORTE	0.85
RELLENO	0.35
BASE COMPLEMENTO	0.32
BASE EXISTENTE	2.85

35+620

CR: 527.756
CT: 527.650

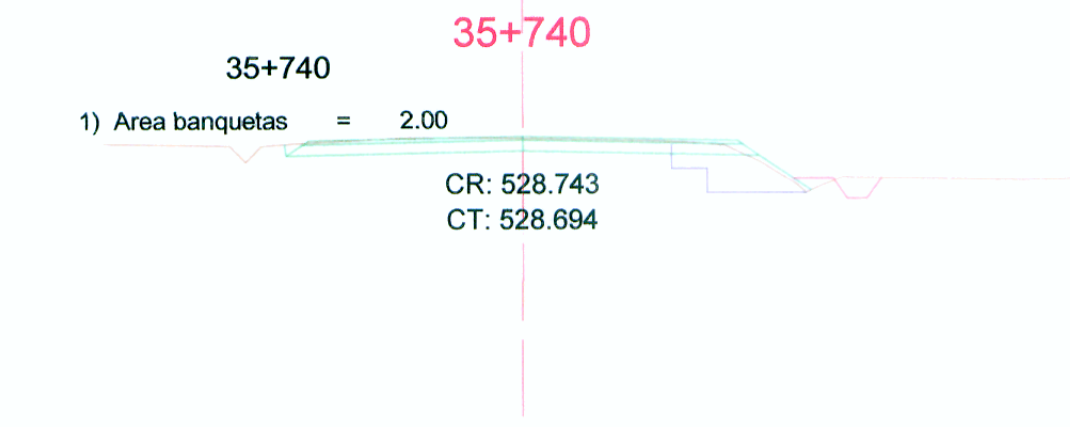


Tipo	Area
CORTE	0.51
RELLENO	1.22
BASE COMPLEMENTO	0.53
BASE EXISTENTE	2.64

35+680

CR: 528.225
CT: 528.127

1) Area banquetas = 2.23




Tipo	Area
CORTE	0.69
RELLENO	0.29
BASE COMPLEMENTO	0.12
BASE EXISTENTE	3.04

35+740

CR: 528.743
CT: 528.694

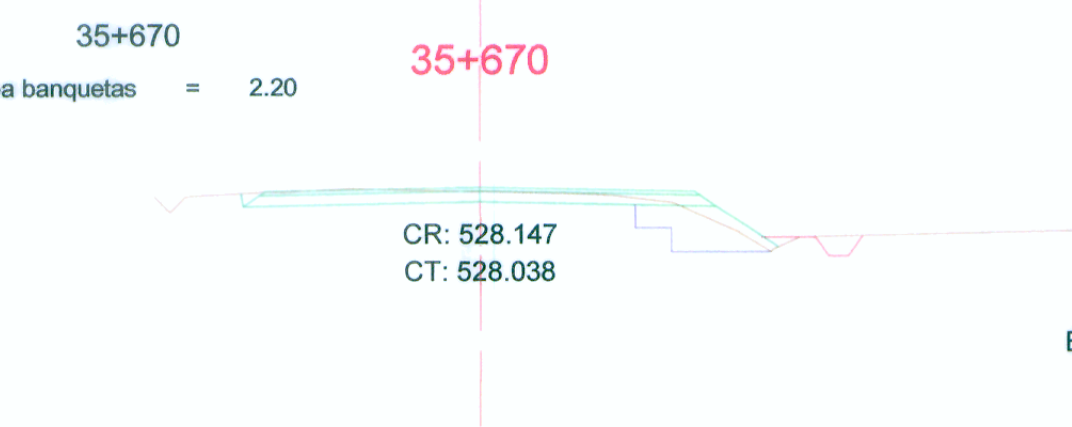
1) Area banquetas = 2.00



Tipo	Area
CORTE	1.06
RELLENO	0.31
BASE COMPLEMENTO	0.29
BASE EXISTENTE	2.88

35+610

CR: 527.678
CT: 527.570

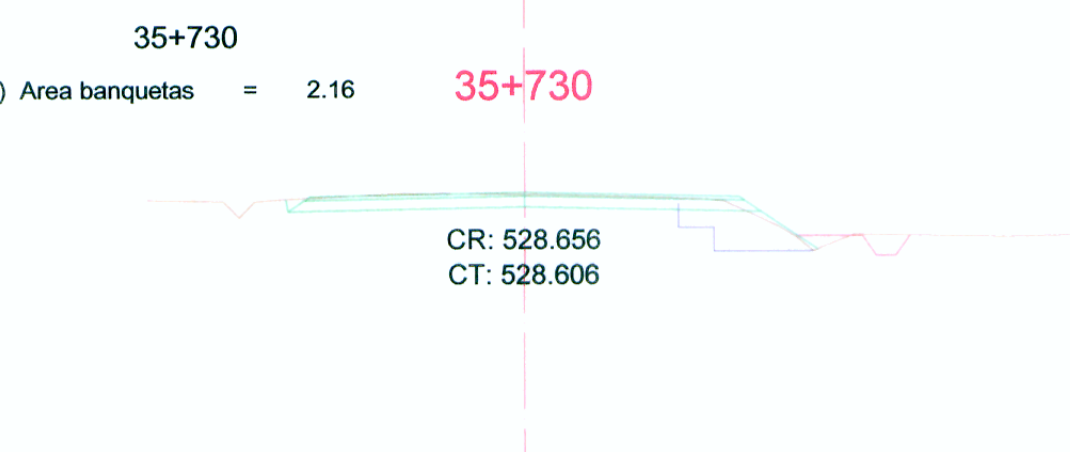


Tipo	Area
CORTE	0.47
RELLENO	1.13
BASE COMPLEMENTO	0.52
BASE EXISTENTE	2.64

35+670

CR: 528.147
CT: 528.038

1) Area banquetas = 2.20




Tipo	Area
CORTE	0.71
RELLENO	0.29
BASE COMPLEMENTO	0.13
BASE EXISTENTE	3.03

35+730

CR: 528.656
CT: 528.606

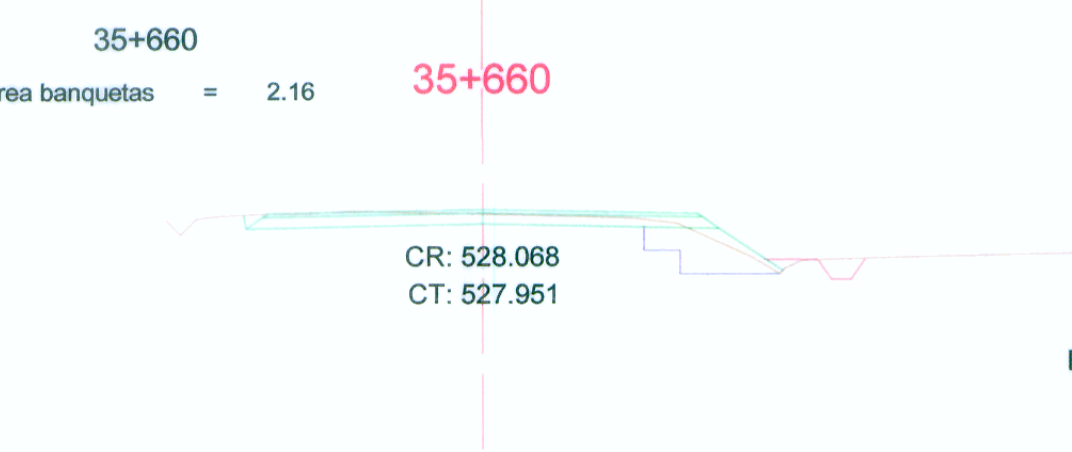
1) Area banquetas = 2.16



Tipo	Area
CORTE	1.23
RELLENO	0.32
BASE COMPLEMENTO	0.28
BASE EXISTENTE	2.88

35+600

CR: 527.600
CT: 527.505

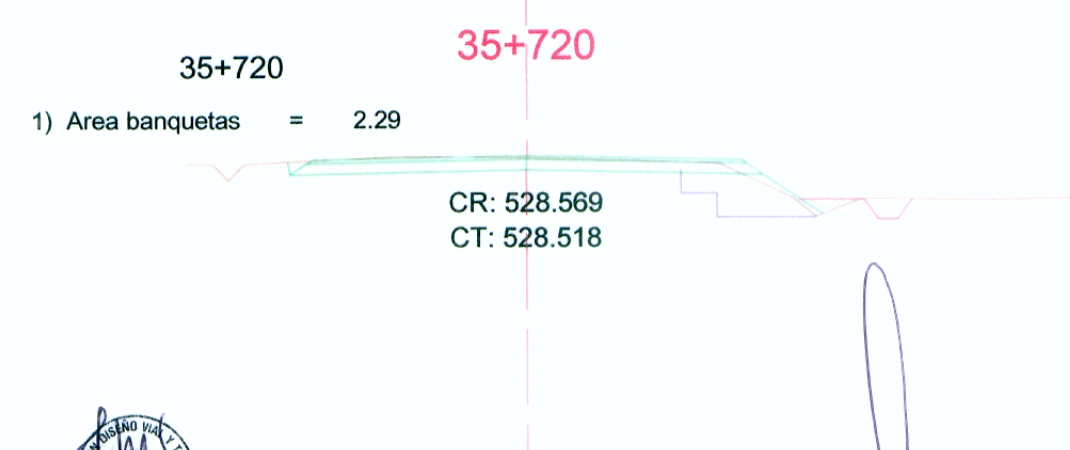


Tipo	Area
CORTE	0.45
RELLENO	0.97
BASE COMPLEMENTO	0.50
BASE EXISTENTE	2.67

35+660

CR: 528.068
CT: 527.951

1) Area banquetas = 2.16

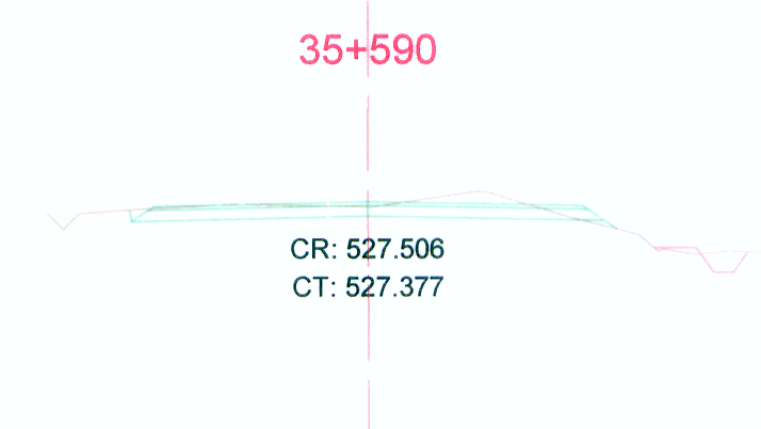


Tipo	Area
CORTE	0.71
RELLENO	0.46
BASE COMPLEMENTO	0.18
BASE EXISTENTE	2.98

35+720

CR: 528.569
CT: 528.518

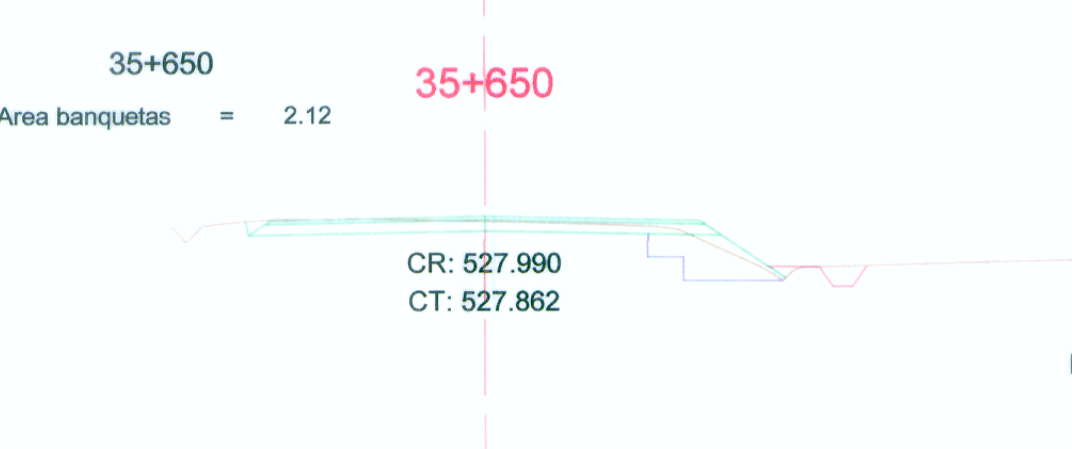
1) Area banquetas = 2.29



Tipo	Area
CORTE	1.18
RELLENO	0.35
BASE COMPLEMENTO	0.28
BASE EXISTENTE	2.88

35+590

CR: 527.506
CT: 527.377

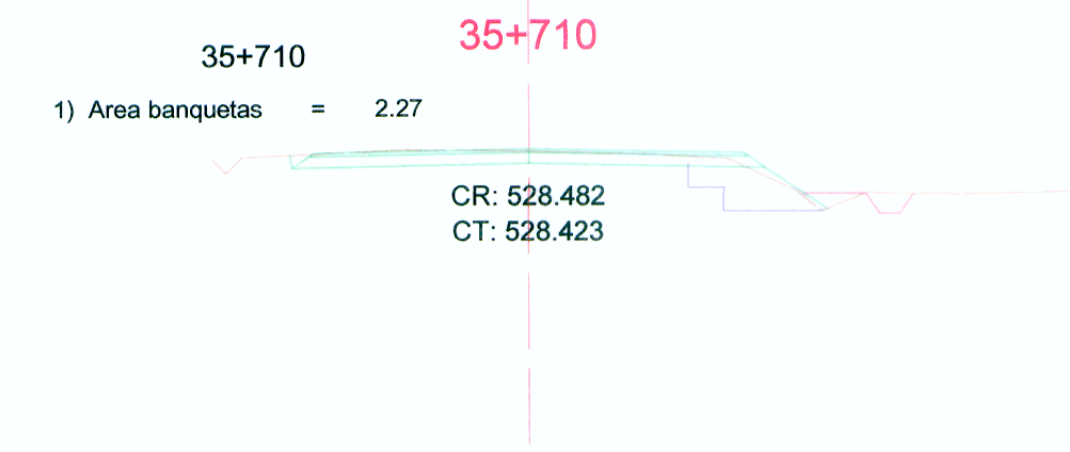


Tipo	Area
CORTE	0.45
RELLENO	0.98
BASE COMPLEMENTO	0.53
BASE EXISTENTE	2.64

35+650

CR: 527.990
CT: 527.862

1) Area banquetas = 2.12




Tipo	Area
CORTE	0.64
RELLENO	0.47
BASE COMPLEMENTO	0.23
BASE EXISTENTE	2.94

35+710

CR: 528.482
CT: 528.423

1) Area banquetas = 2.27



Tipo	Area
CORTE	0.78
RELLENO	0.42
BASE COMPLEMENTO	0.31
BASE EXISTENTE	2.85

35+580

CR: 527.412
CT: 527.287

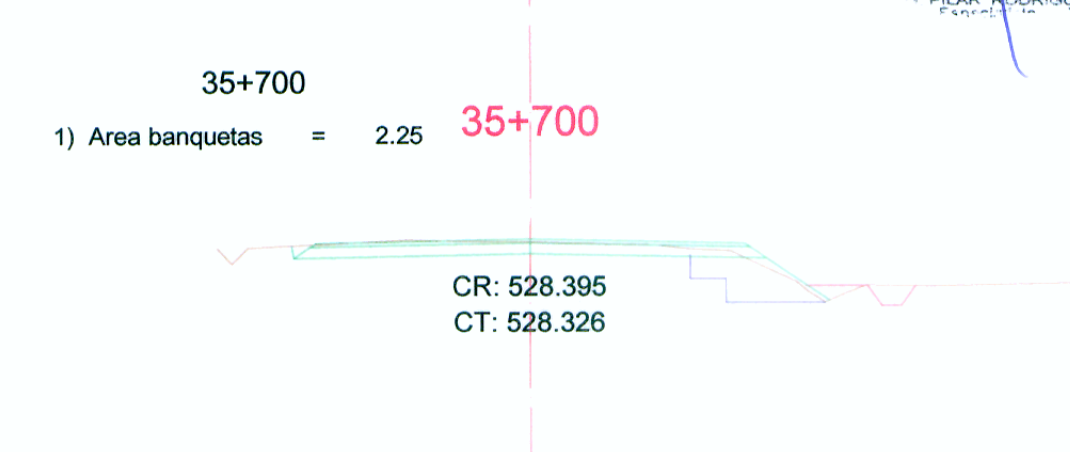


Tipo	Area
CORTE	0.46
RELLENO	1.17
BASE COMPLEMENTO	0.62
BASE EXISTENTE	2.55

35+640

CR: 527.912
CT: 527.771

1) Area banquetas = 2.08



Tipo	Area
CORTE	0.58
RELLENO	0.58
BASE COMPLEMENTO	0.29
BASE EXISTENTE	2.87

35+700

CR: 528.395
CT: 528.326

1) Area banquetas = 2.25

Elaboración del Proyecto de Rehabilitación y Mejoramiento de la Carretera HUAURA - SAYAN - CHURIN
Ing. MARIA MAYORCA TALAMON
2019

Elaboración del Proyecto de Rehabilitación y Mejoramiento de la Carretera HUAURA - SAYAN - CHURIN
Ing. PILAR RODRIGUEZ
2019

