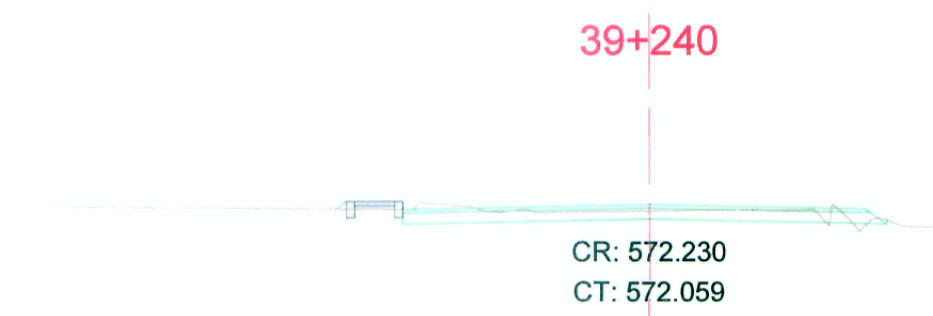
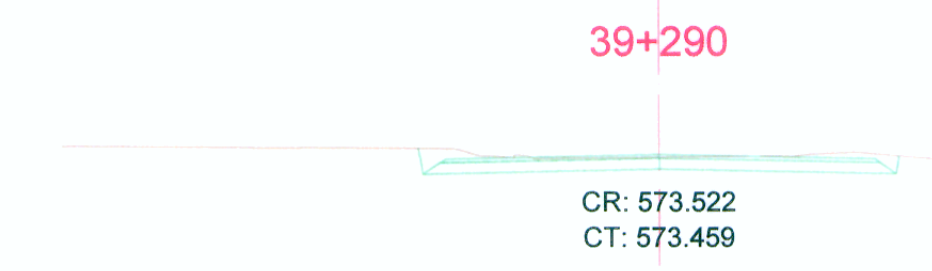


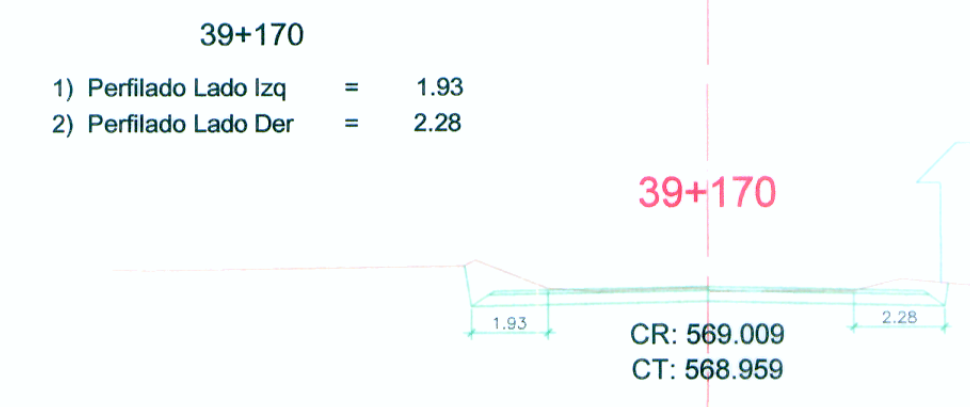
Tipo	Area
CORTE	2.15
RELLENO	0.01
BASE COMPLEMENTO	0.01
BASE EXISTENTE	3.15



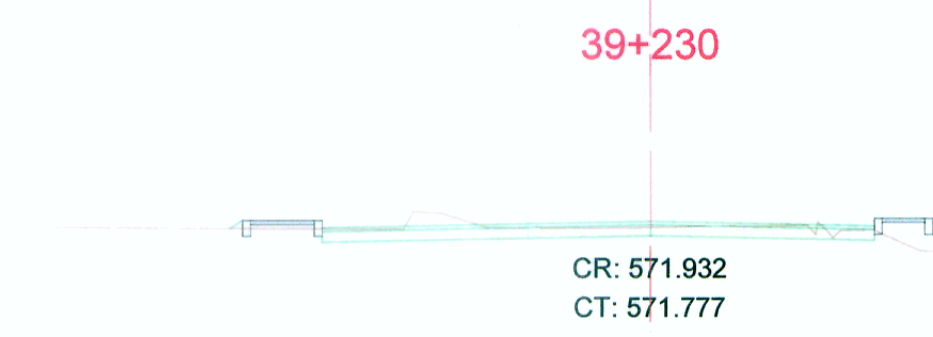
Tipo	Area
CORTE	0.42
RELLENO	0.63
BASE COMPLEMENTO	0.59
BASE EXISTENTE	2.72



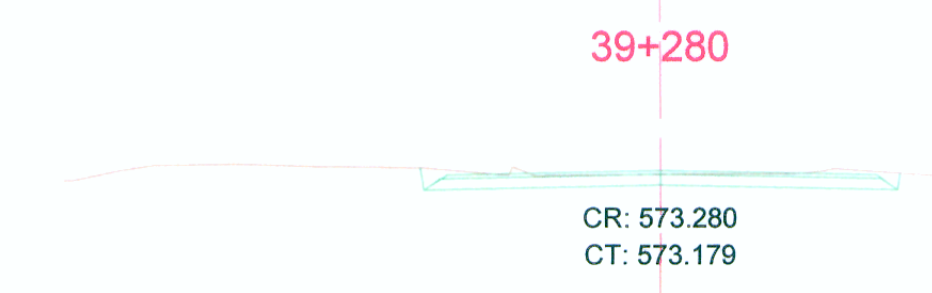
Tipo	Area
CORTE	1.66
RELLENO	0.00
BASE COMPLEMENTO	0.00
BASE EXISTENTE	3.16



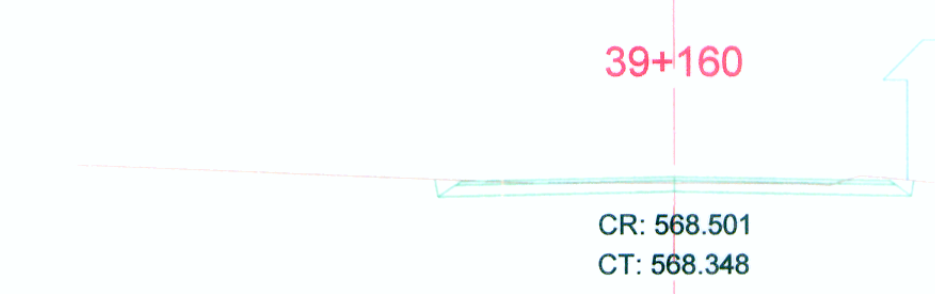
Tipo	Area
CORTE	2.18
RELLENO	0.02
BASE COMPLEMENTO	0.02
BASE EXISTENTE	3.14



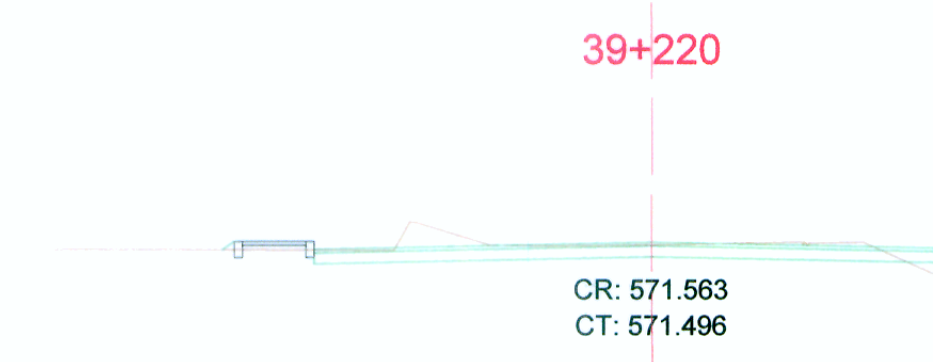
Tipo	Area
CORTE	0.79
RELLENO	0.27
BASE COMPLEMENTO	0.27
BASE EXISTENTE	3.54



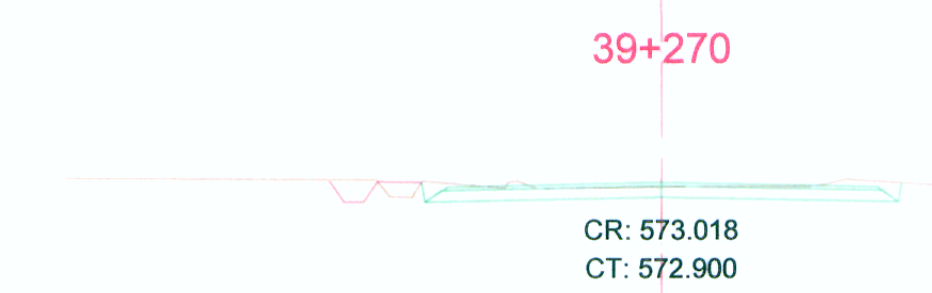
Tipo	Area
CORTE	1.16
RELLENO	0.01
BASE COMPLEMENTO	0.01
BASE EXISTENTE	3.15



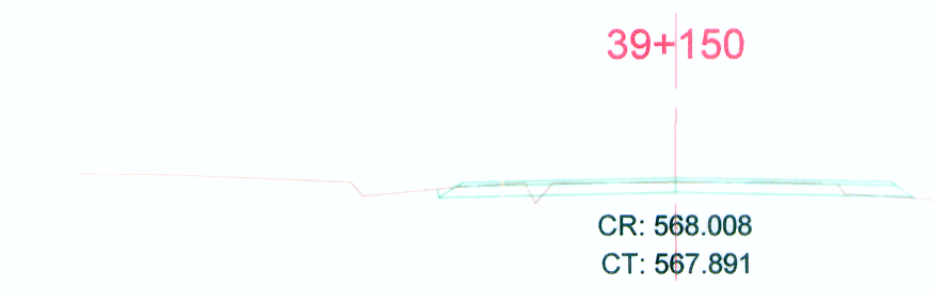
Tipo	Area
CORTE	0.60
RELLENO	0.25
BASE COMPLEMENTO	0.25
BASE EXISTENTE	2.91



Tipo	Area
CORTE	1.98
RELLENO	1.00
BASE COMPLEMENTO	0.55
BASE EXISTENTE	4.01



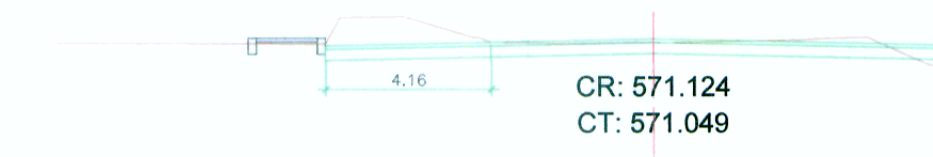
Tipo	Area
CORTE	1.12
RELLENO	0.05
BASE COMPLEMENTO	0.05
BASE EXISTENTE	3.11



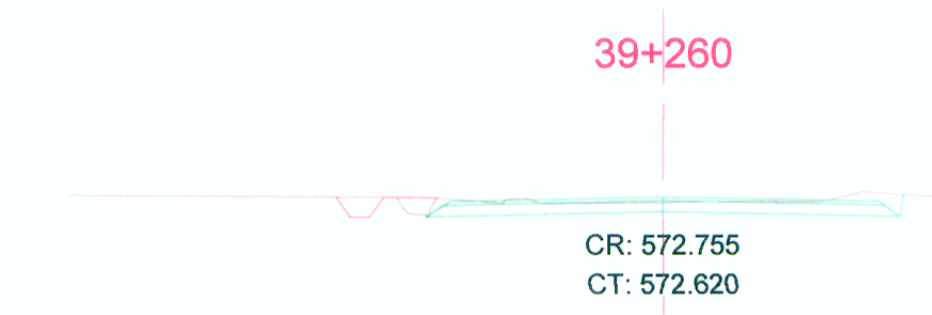
Tipo	Area
CORTE	0.13
RELLENO	0.62
BASE COMPLEMENTO	0.58
BASE EXISTENTE	2.57

**39+210**

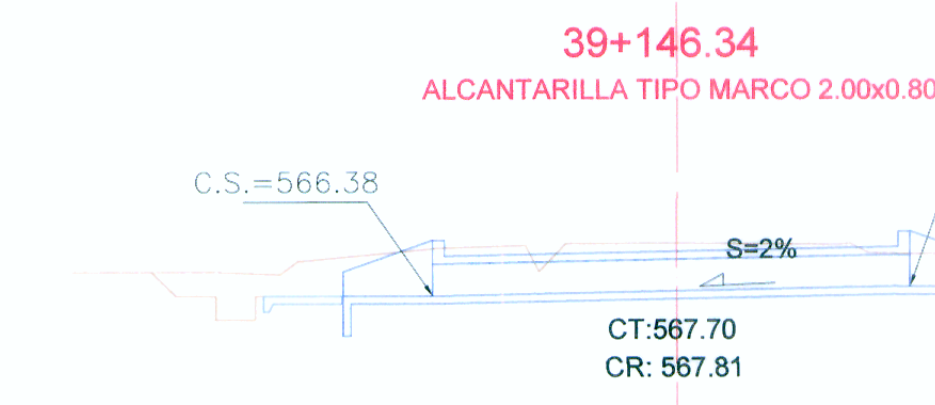
1) Perfilado Lado Izq = 4.16  
2) Perfilado Lado Der = 0.00



Tipo	Area
CORTE	3.18
RELLENO	0.81
BASE COMPLEMENTO	0.56
BASE EXISTENTE	3.99

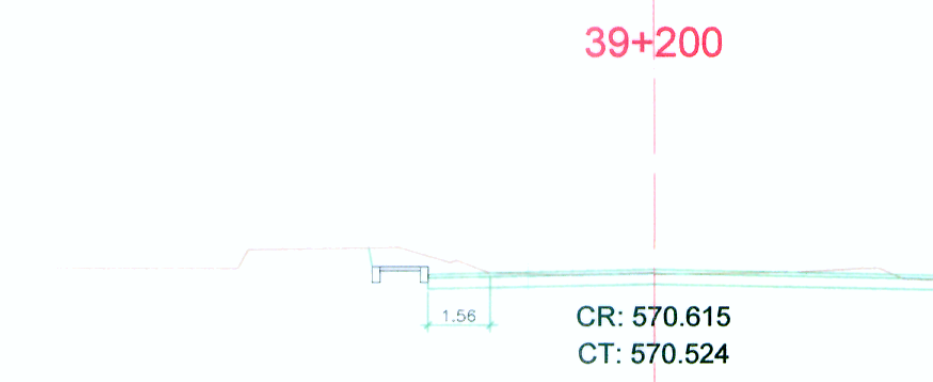


Tipo	Area
CORTE	0.97
RELLENO	0.12
BASE COMPLEMENTO	0.12
BASE EXISTENTE	3.04

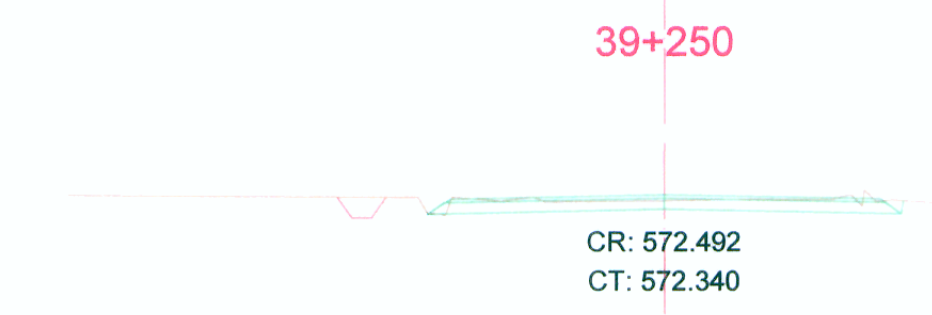


**39+200**


1) Perfilado Lado Izq = 1.56  
2) Perfilado Lado Der = 0.00



Tipo	Area
CORTE	1.84
RELLENO	0.06
BASE COMPLEMENTO	0.06
BASE EXISTENTE	3.74



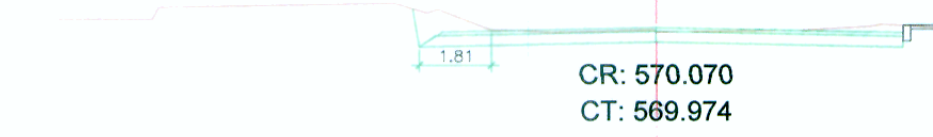
Tipo	Area
CORTE	0.45
RELLENO	0.28
BASE COMPLEMENTO	0.28
BASE EXISTENTE	2.88



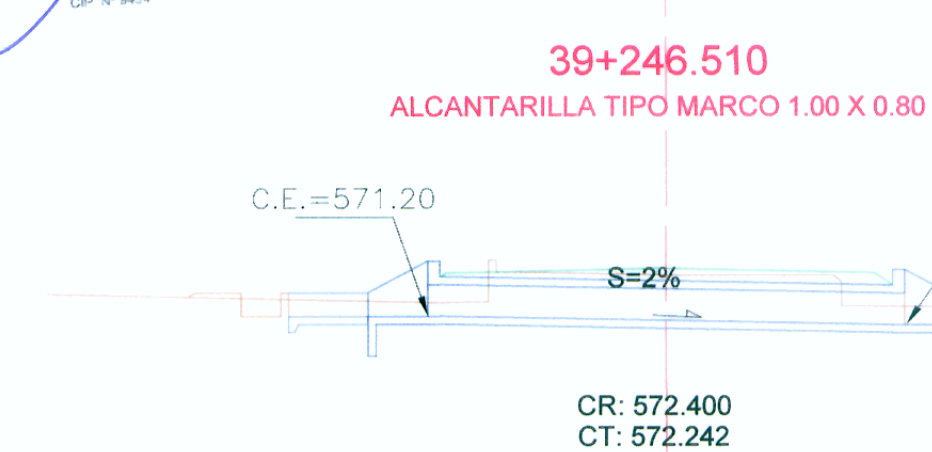
Tipo	Area
CORTE	0.62
RELLENO	0.35
BASE COMPLEMENTO	0.20
BASE EXISTENTE	2.97

**39+190**

1) Perfilado Lado Izq = 1.81  
2) Perfilado Lado Der = 0.00



Tipo	Area
CORTE	1.83
RELLENO	0.01
BASE COMPLEMENTO	0.01
BASE EXISTENTE	3.27



VERIFICADO: Ing. Maria Mayorca P. Reg. C.I.P. 9434