44+340

44+340

1) Perfilado Lado Izq = 2.18
2) Perfilado Lado Der = 0.00

CR: 645.225
CT: 645.116

Tipo	Area
CORTE	2.80
RELLENO	0.24
BASE COMPLEMENTO	0.24
BASE EXISTENTE	2.57

44+320

44+320

1) Perfilado Lado Izq = 1.72
2) Perfilado Lado Der = 0.00

CR: 644.970
CT: 644.868

Tipo	Area
CORTE	2.80
RELLENO	0.54
BASE COMPLEMENTO	0.54
BASE EXISTENTE	2.27

44+300

44+300

1) Perfilado Lado Izq = 0.83
2) Perfilado Lado Der = 0.00

CR: 644.716
CT: 644.624

Tipo	Area
CORTE	4.94
RELLENO	0.51
BASE COMPLEMENTO	0.46
BASE EXISTENTE	2.35

44+290

CR: 644.589
CT: 644.499

BASE COMPLEMENTO

Tipo	Area
CORTE	5.90
RELLENO	0.39
BASE COMPLEMENTO	0.39
BASE EXISTENTE	2.43

44+420

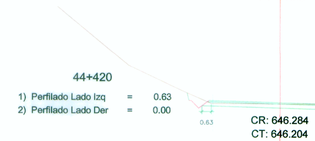

44+420

1) Perfilado Lado Izq = 0.63
2) Perfilado Lado Der = 0.00

CR: 646.284
CT: 646.204

Tipo	Area
CORTE	1.01
RELLENO	0.24
BASE COMPLEMENTO	0.24
BASE EXISTENTE	2.57

44+400

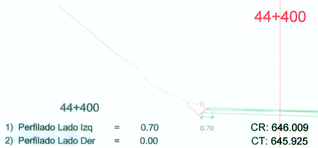

44+400

1) Perfilado Lado Izq = 0.70
2) Perfilado Lado Der = 0.00

CR: 646.009
CT: 645.925

Tipo	Area
CORTE	0.99
RELLENO	0.27
BASE COMPLEMENTO	0.27
BASE EXISTENTE	2.55

44+380



44+380

1) Perfilado Lado Izq = 1.88
2) Perfilado Lado Der = 0.00

CR: 645.733
CT: 645.645

44+380

1) Area banquetas = 2.47

Tipo	Area
CORTE	1.11
RELLENO	1.58
BASE COMPLEMENTO	0.74
BASE EXISTENTE	2.07

44+360

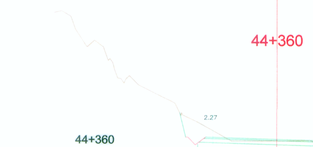

44+360

1) Perfilado Lado Izq = 2.27
2) Perfilado Lado Der = 0.00

CR: 645.479
CT: 645.371

Tipo	Area
CORTE	2.59
RELLENO	1.33
BASE COMPLEMENTO	0.83
BASE EXISTENTE	1.98

44+509.215



CT: 647.564
CR: 647.662

Tipo	Area
CORTE	1.01
RELLENO	2.65
BASE COMPLEMENTO	2.30
BASE EXISTENTE	0.54

44+500

CR: 647.516
CT: 647.457

Tipo	Area
CORTE	0.83
RELLENO	0.22
BASE COMPLEMENTO	0.22
BASE EXISTENTE	2.59

44+480

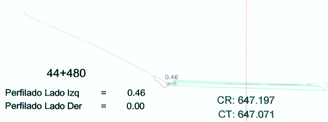

44+480

1) Perfilado Lado Izq = 0.46
2) Perfilado Lado Der = 0.00

CR: 647.197
CT: 647.071

Tipo	Area
CORTE	0.80
RELLENO	0.47
BASE COMPLEMENTO	0.47
BASE EXISTENTE	2.79

44+460



44+460

1) Perfilado Lado Izq = 1.89
2) Perfilado Lado Der = o.oo

CR: 646.878
CT: 646.732

Tipo	Area
CORTE	0.80
RELLENO	0.54
BASE COMPLEMENTO	0.54
BASE EXISTENTE	2.73

44+440

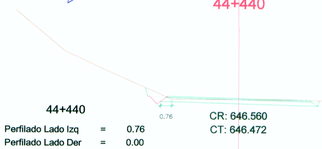

44+440

1) Perfilado Lado Izq = 0.76
2) Perfilado Lado Der = 0.00

CR: 646.560
CT: 646.472

Tipo	Area
CORTE	1.01
RELLENO	0.24
BASE COMPLEMENTO	0.24
BASE EXISTENTE	2.58

C.P.S. DE INGENIERIA S.A.C.
CONSULTORIA - PROYECTOS - SUPERVISION
AV. SAN BORJA SUR 417 - SAN BORJA - TEL. 4762346/4762351 - FAX 4762349
www.cpsingenieria.com Lima-13, PERU

PROYECTO:
REHABILITACION Y MEJORAMIENTO DE LA CARRETERA HUAURA - SAYAN - CHURIN
TRAMO I : HUAURA - SAYAN

PLANO:
SECCIONES TRANSVERSALES
Km. 44+290 al Km. 44+509.28

DISEÑADO : Ingº. Pilar Rodriguez Reg. C.I.P. 3625	APROBADO :	FECHA: DIC. 2010	LAMINA: SE-157
VERIFICADO : Ingº. María Mayorca P. Reg. C.I.P. 9434	REALIZADO : G.B.C.	ESCALA: 1/400	VERSION: 01