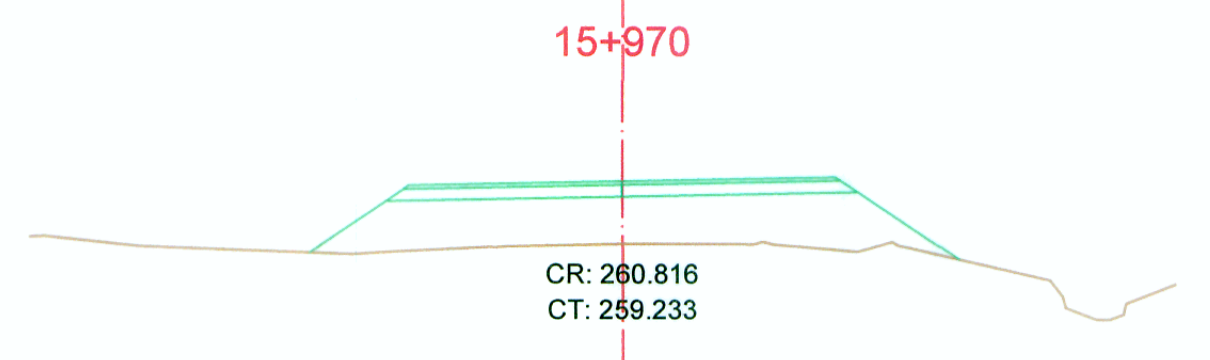
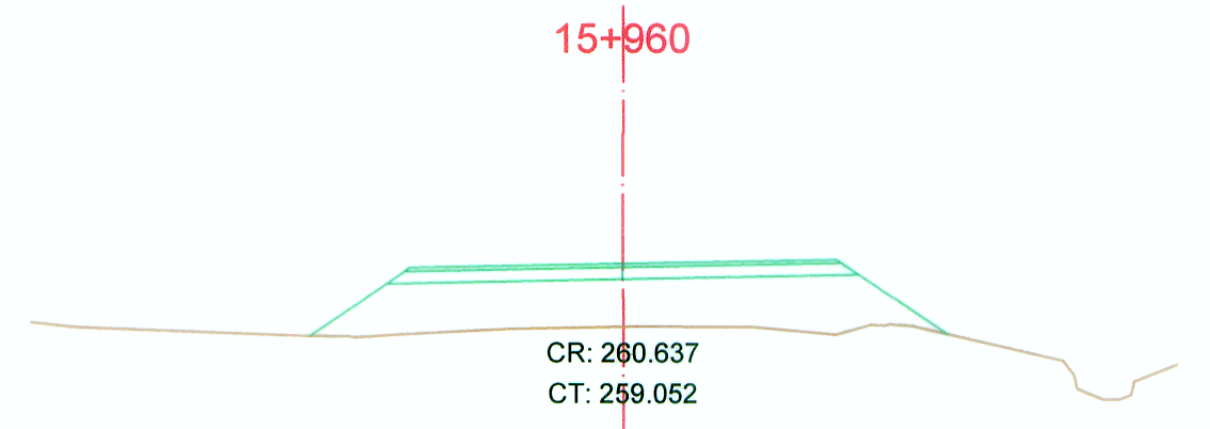


15+910
ALCANTARILLA TIPO MARCO 1.00 X 0.80

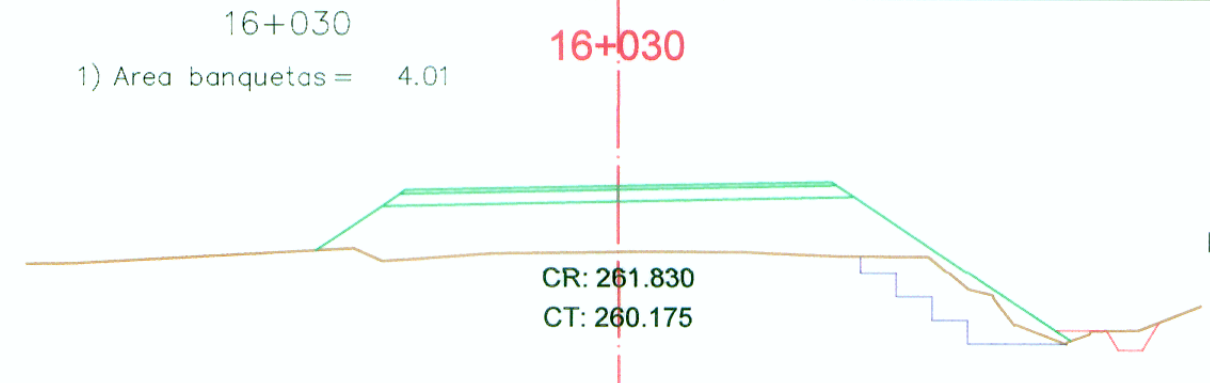
| Tipo | Area |
|---------------|-------|
| CORTE | 0.00 |
| RELLENO TOTAL | 21.10 |
| BASE | 3.46 |



| Tipo | Area |
|---------------|-------|
| CORTE | 0.00 |
| RELLENO TOTAL | 21.27 |
| BASE | 3.46 |



| Tipo | Area |
|---------------|-------|
| CORTE | 0.00 |
| RELLENO TOTAL | 21.10 |
| BASE | 3.46 |

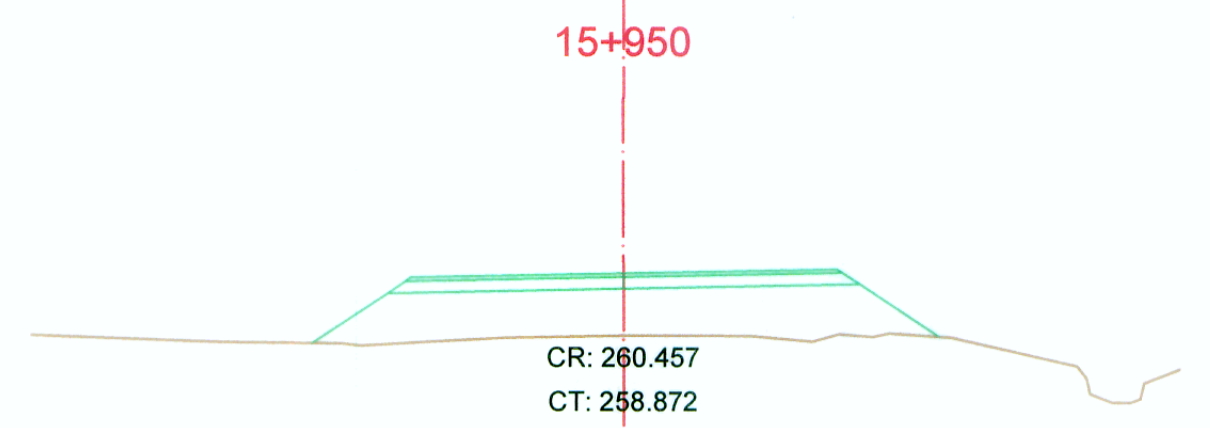


| Tipo | Area |
|---------------|-------|
| CORTE | 0.00 |
| RELLENO TOTAL | 23.06 |
| BASE | 3.46 |



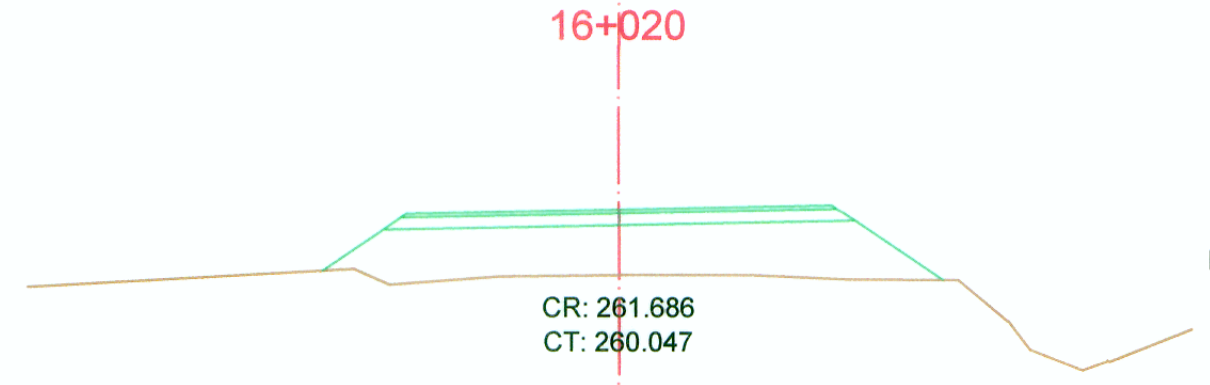
15+900

| Tipo | Area |
|---------------|-------|
| CORTE | 0.00 |
| RELLENO TOTAL | 21.10 |
| BASE | 3.46 |



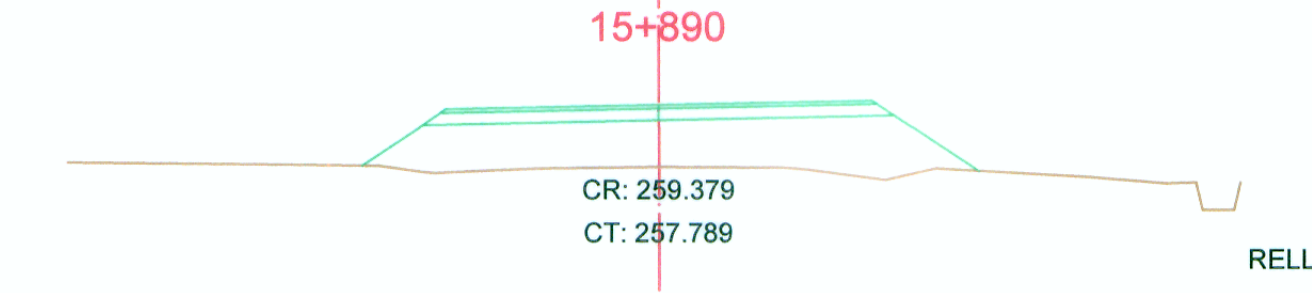
15+950

| Tipo | Area |
|---------------|-------|
| CORTE | 0.00 |
| RELLENO TOTAL | 20.94 |
| BASE | 3.46 |



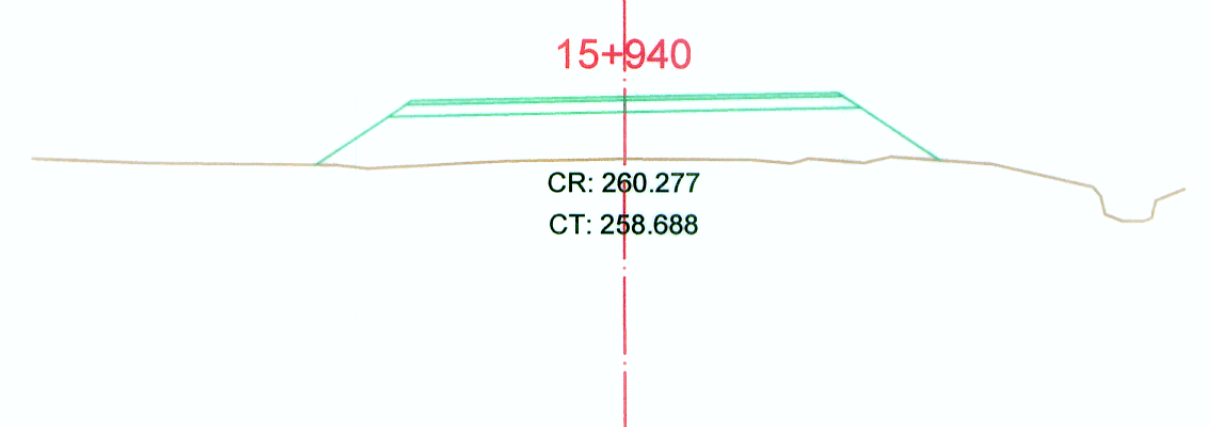
16+020

| Tipo | Area |
|---------------|-------|
| CORTE | 0.00 |
| RELLENO TOTAL | 21.55 |
| BASE | 3.46 |



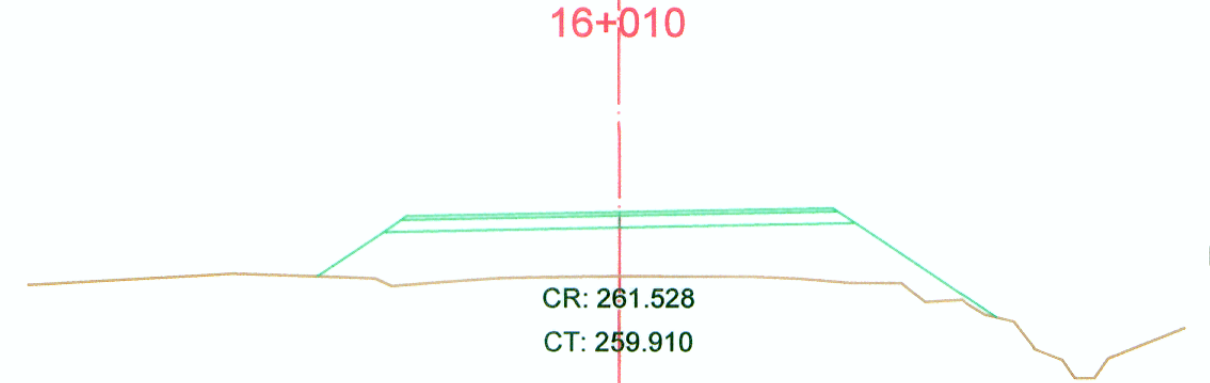
15+890

| Tipo | Area |
|---------------|-------|
| CORTE | 0.00 |
| RELLENO TOTAL | 21.12 |
| BASE | 3.46 |



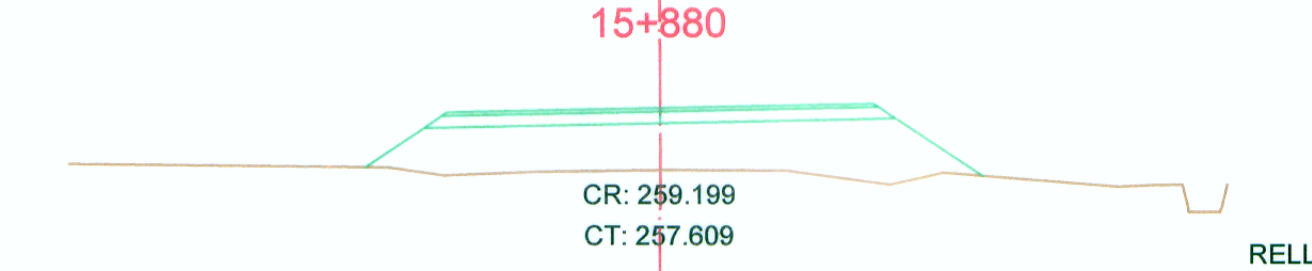
15+940

| Tipo | Area |
|---------------|-------|
| CORTE | 0.00 |
| RELLENO TOTAL | 20.93 |
| BASE | 3.46 |



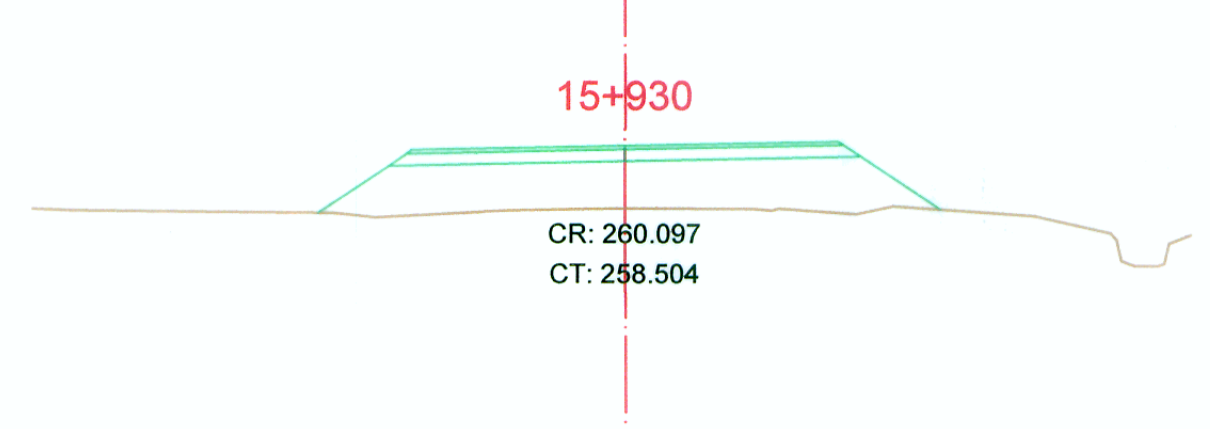
16+010

| Tipo | Area |
|---------------|-------|
| CORTE | 0.00 |
| RELLENO TOTAL | 22.18 |
| BASE | 3.46 |



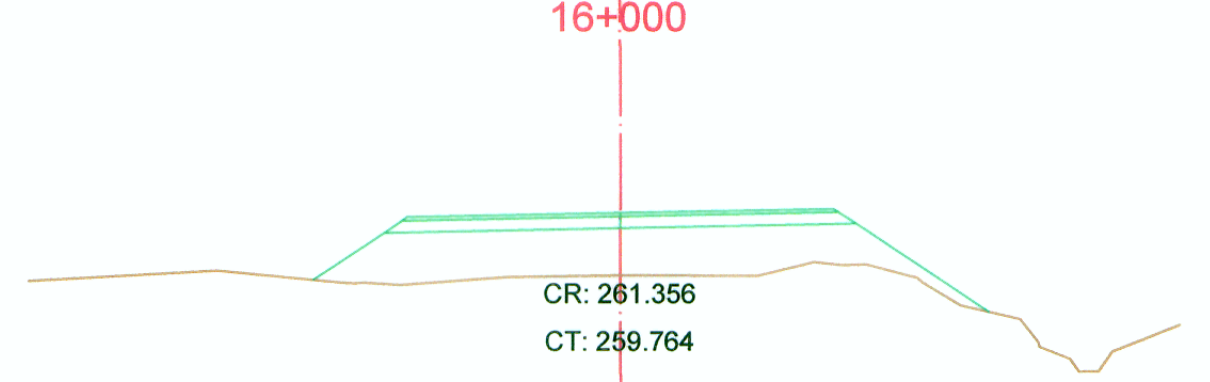
15+880

| Tipo | Area |
|---------------|-------|
| CORTE | 0.00 |
| RELLENO TOTAL | 21.17 |
| BASE | 3.46 |



15+930

| Tipo | Area |
|---------------|-------|
| CORTE | 0.00 |
| RELLENO TOTAL | 21.01 |
| BASE | 3.46 |



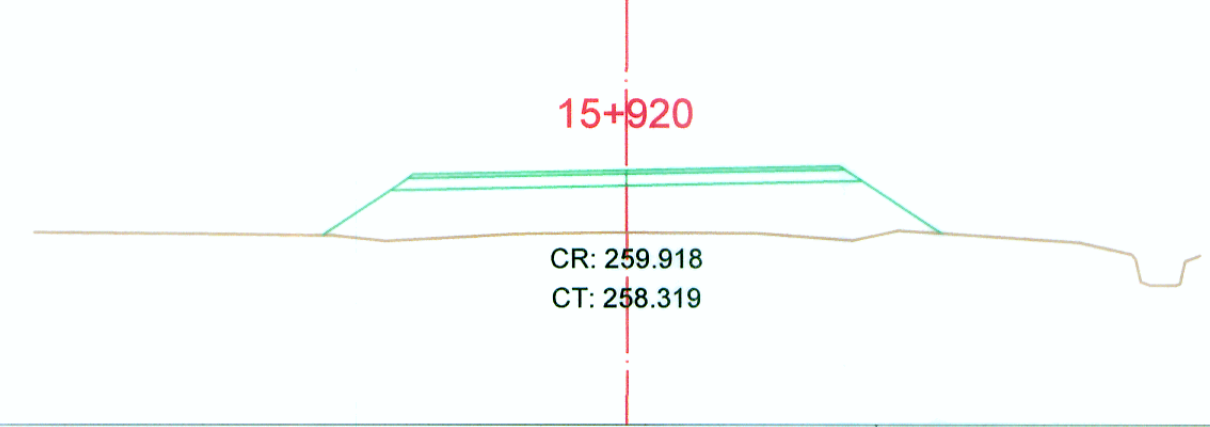
16+000

| Tipo | Area |
|---------------|-------|
| CORTE | 0.00 |
| RELLENO TOTAL | 20.58 |
| BASE | 3.46 |



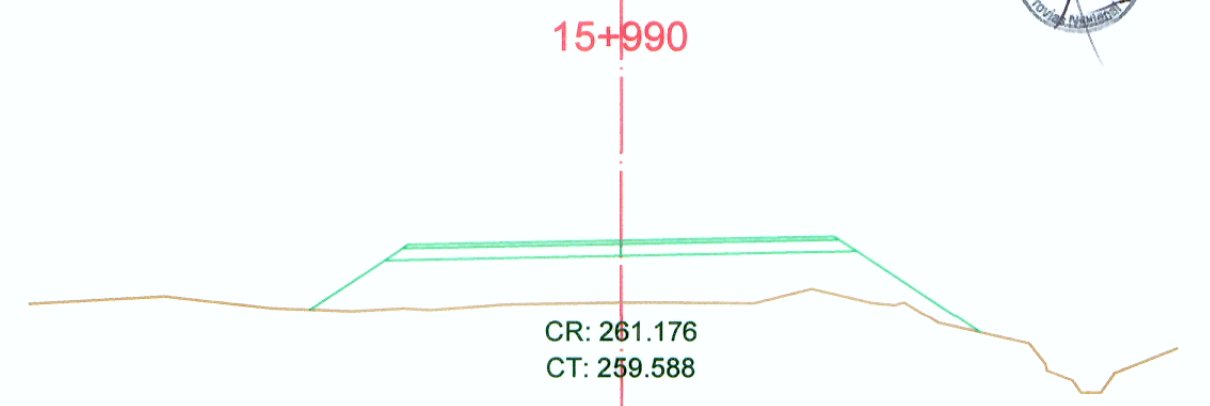
15+870

| Tipo | Area |
|---------------|-------|
| CORTE | 0.00 |
| RELLENO TOTAL | 21.51 |
| BASE | 3.46 |



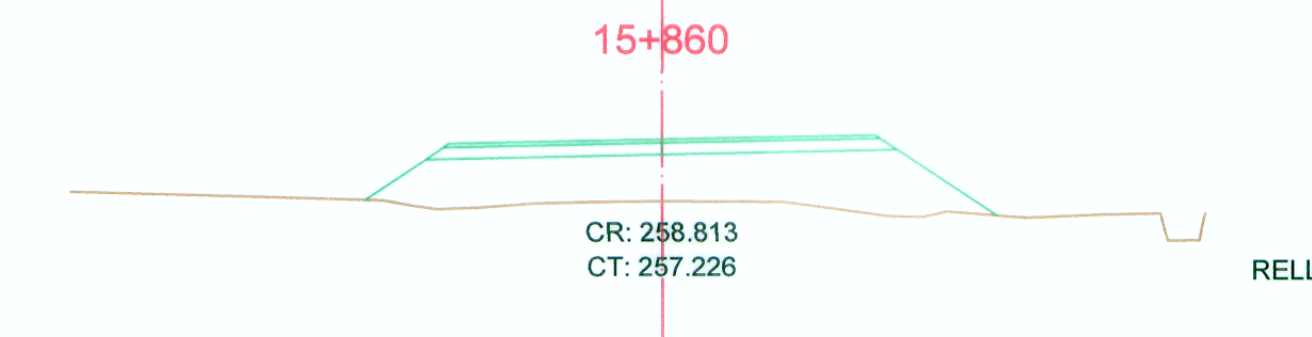
15+920

| Tipo | Area |
|---------------|-------|
| CORTE | 0.00 |
| RELLENO TOTAL | 21.13 |
| BASE | 3.46 |



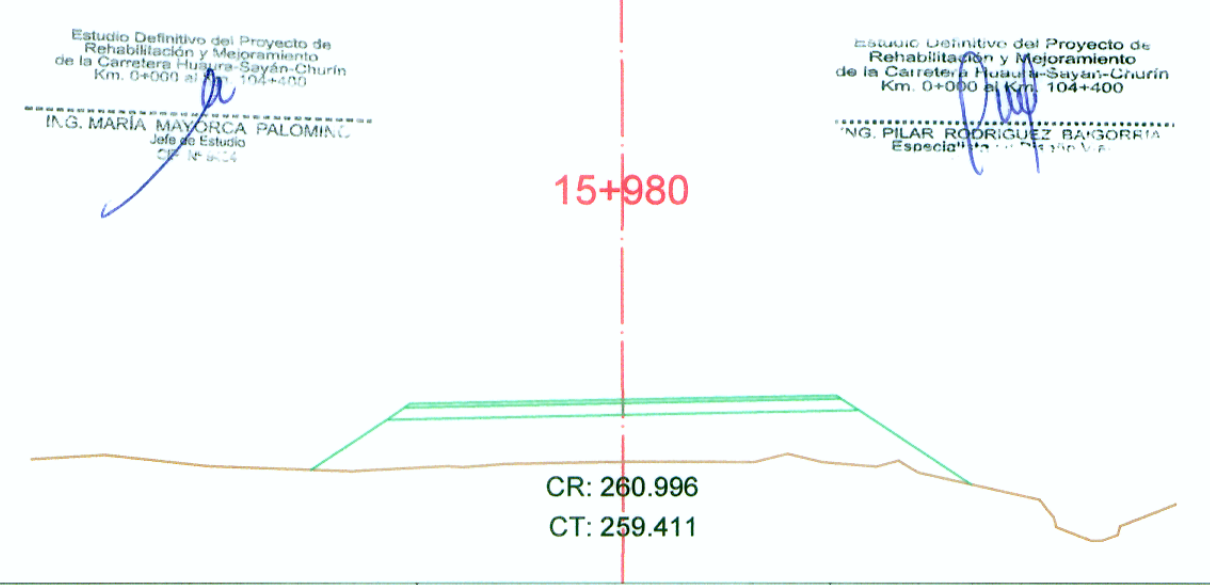
15+990

| Tipo | Area |
|---------------|-------|
| CORTE | 0.00 |
| RELLENO TOTAL | 20.83 |
| BASE | 3.46 |




15+860

| Tipo | Area |
|---------------|-------|
| CORTE | 0.00 |
| RELLENO TOTAL | 21.83 |
| BASE | 3.46 |



15+980

| Tipo | Area |
|---------------|-------|
| CORTE | 0.00 |
| RELLENO TOTAL | 21.12 |
| BASE | 3.46 |



C.P.S. DE INGENIERIA S.A.C.
CONSULTORIA - PROYECTOS - SUPERVISION
AV. SAN BORJA SUR 417 - SAN BORJA - TEL. 4762346/4762351 - FAX 4762349
www.cpsingenieria.com Lima-13, PERU

PROYECTO:
**REHABILITACION Y MEJORAMIENTO DE LA CARRETERA
HUAURA - SAYAN - CHURIN
TRAMO I : HUAURA - SAYAN**

PLANO:
**SECCIONES TRANSVERSALES
Km. 15+860 al Km. 16+030**

DISEÑADO :
Ing°. Pilar Rodríguez
Reg. C.I.P. 3625

APROBADO :
G.B.C.

FECHA:
DIC. 2010

LAMINA:
SE-58
VERSION: 01

Trabajo Diseñado por el Proyecto de
Rehabilitación y Mejoramiento de
la Carretera Huarura - Sayan - Churín
Km. 15+860 al 16+030

Trabajo Verificado por el Proyecto de
Rehabilitación y Mejoramiento de
la Carretera Huarura - Sayan - Churín
Km. 15+860 al 16+030