21+600

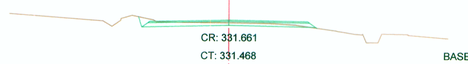

Tipo	Area
CORTE	0.42
RELLENO	0.94
BASE COMPLEMENTO	0.93
BASE EXISTENTE	2.23

21+580



Tipo	Area
CORTE	0.38
RELLENO	0.71
BASE COMPLEMENTO	0.71
BASE EXISTENTE	2.45

21+560



Tipo	Area
CORTE	0.04
RELLENO	0.56
BASE COMPLEMENTO	0.56
BASE EXISTENTE	2.60

21+540

Tipo	Area
CORTE	0.02
RELLENO	0.42
BASE COMPLEMENTO	0.42
BASE EXISTENTE	2.74

21+520

Tipo	Area
CORTE	0.36
RELLENO	0.06
BASE COMPLEMENTO	0.06
BASE EXISTENTE	3.10

21+500

Tipo	Area
CORTE	0.24
RELLENO	0.08
BASE COMPLEMENTO	0.08
BASE EXISTENTE	3.07

21+720

Tipo	Area
CORTE	0.61
RELLENO	0.49
BASE COMPLEMENTO	0.35
BASE EXISTENTE	2.81

21+700

21+700
1) Area banquetas = 1.43



Tipo	Area
CORTE	0.27
RELLENO	0.92
BASE COMPLEMENTO	0.45
BASE EXISTENTE	2.70

21+680

21+680
1) Perfilado Lado Izq = 1.89
2) Perfilado Lado Der= 0.00

21+680
1) Area banquetas = 1.21

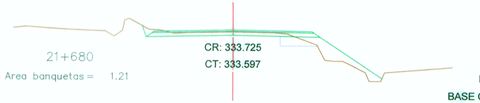

Tipo	Area
CORTE	0.40
RELLENO	1.35
BASE COMPLEMENTO	0.85
BASE EXISTENTE	2.31

21+660

6+660
1) Perfilado Lado Izq = 2.41
2) Perfilado Lado Der= 0.00

21+660
1) Area banquetas = 1.77



Tipo	Area
CORTE	0.84
RELLENO	1.76
BASE COMPLEMENTO	0.96
BASE EXISTENTE	2.20

21+640

21+640
1) Perfilado Lado Izq = 2.07
2) Perfilado Lado Der= 0.00

Tipo	Area
CORTE	0.95
RELLENO	0.69
BASE COMPLEMENTO	0.69
BASE EXISTENTE	2.47

21+620

21+620
1) Perfilado Lado Izq = 2.46
2) Perfilado Lado Der= 0.00

Tipo	Area
CORTE	0.74
RELLENO	0.82
BASE COMPLEMENTO	0.81
BASE EXISTENTE	2.35

21+820

21+820
1) Perfilado Lado Izq = 0.00
2) Perfilado Lado Der= 2.82

Tipo	Area
CORTE	2.22
RELLENO	0.01
BASE COMPLEMENTO	0.01
BASE EXISTENTE	3.14

21+813.970

ALCANTARILLA TIPO MARCO 1.00 X 0.80

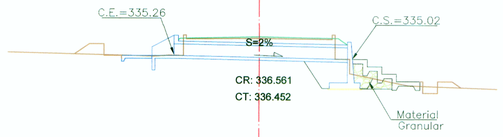

21+800

21+800
1) Area banquetas = 3.45



Tipo	Area
CORTE	0.37
RELLENO	0.39
BASE COMPLEMENTO	0.11
BASE EXISTENTE	3.05

21+780



Tipo	Area
CORTE	0.36
RELLENO	0.10
BASE COMPLEMENTO	0.06
BASE EXISTENTE	3.10

21+760

21+760
1) Perfilado Lado Izq = 0.69
2) Perfilado Lado Der= 0.00



Tipo	Area
CORTE	0.26
RELLENO	0.18
BASE COMPLEMENTO	0.18
BASE EXISTENTE	2.98

21+740

21+740
1) Perfilado Lado Izq = 1.56
2) Perfilado Lado Der= 0.00

Tipo	Area
CORTE	0.80
RELLENO	0.32
BASE COMPLEMENTO	0.31
BASE EXISTENTE	2.84

C.P.S. DE INGENIERIA S.A.C.
CONSULTORIA - PROYECTOS - SUPERVISION
AV. SAN BORJA SUR 417 – SAN BORJA – TEL. 4762346/4762351 – FAX 4762349
www.cpsingenieria.com Lima–13, PERU

PROYECTO:
REHABILITACION Y MEJORAMIENTO DE LA CARRETERA HUAURA - SAYAN - CHURIN
TRAMO I : HUAURA - SAYAN

PLANO:
SECCIONES TRANSVERSALES
Km. 21+500 al Km. 21+820

DISEÑADO : Ingº. Pilar Rodriguez Reg. C.I.P. 3625	APROBADO :	FECHA: DIC. 2010	LAMINA: SE-76
VERIFICADO : Ingº. María Mayorca P. Reg. C.I.P. 9434	REALIZADO : G.B.C.	ESCALA: 1/400	VERSION: 01