

88+120
 1) Perfilado Lado Izq = 0.00
 2) Perfilado Lado Der = 2.76

Tipo	Area
CORTE	0.31
RELLENO	0.66
RELLENO CUNETETA	0.18
CORTE GAVION	5.45
RELLENO GAVION	2.87
GAVION	6.49

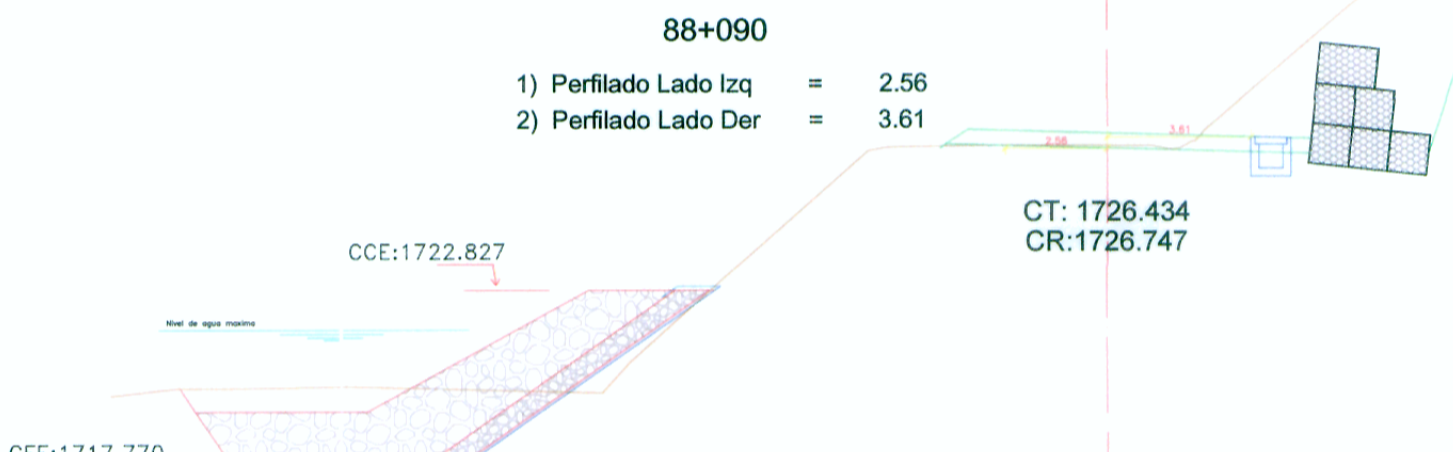
CT: 1726.706
CR: 1727.101



88+100
 1) Perfilado Lado Izq = 2.87
 2) Perfilado Lado Der = 3.22

Tipo	Area
CORTE	1.37
RELLENO	0.07
RELLENO CUNETETA	0.18
CORTE GAVION	15.48
RELLENO GAVION	2.87
GAVION	6.49


CT: 1726.571
CR: 1726.887



88+090
 1) Perfilado Lado Izq = 2.56
 2) Perfilado Lado Der = 3.61

Tipo	Area
CORTE	4.83
RELLENO	0.04
RELLENO CUNETETA	0.18
CORTE GAVION	19.34
RELLENO GAVION	2.87
GAVION	6.49

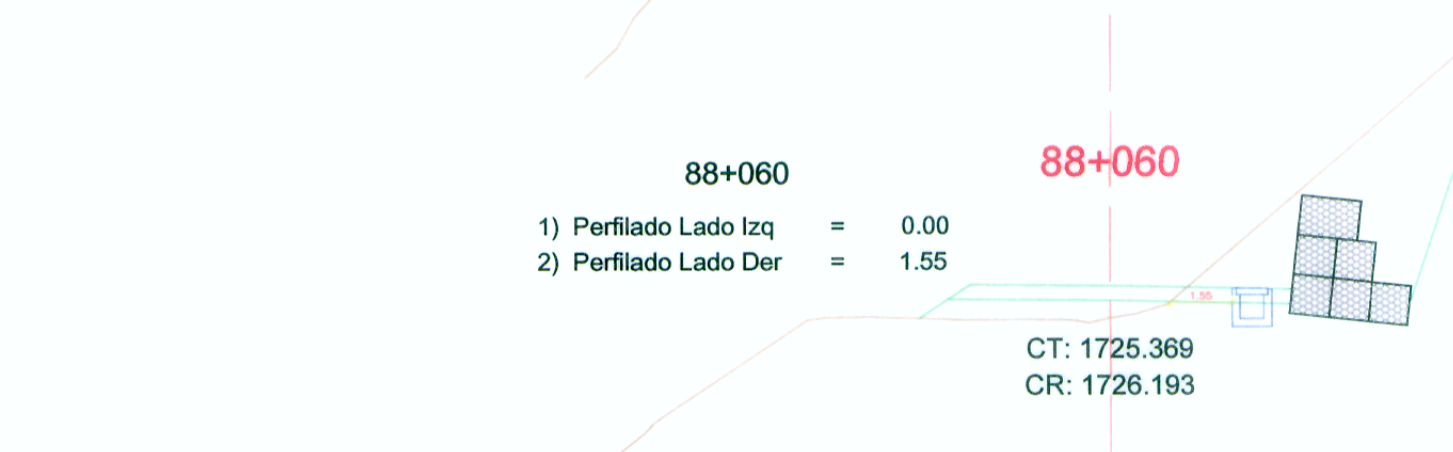
CT: 1726.434
CR: 1726.747



88+080
 1) Perfilado Lado Izq = 0.00
 2) Perfilado Lado Der = 2.56

Tipo	Area
CORTE	6.40
RELLENO	0.60
RELLENO CUNETETA	0.18
CORTE GAVION	20.07
RELLENO GAVION	2.87
GAVION	6.49

CT: 1726.131
CR: 1726.585



88+070
 1) Perfilado Lado Izq = 0.00
 2) Perfilado Lado Der = 2.50

Tipo	Area
CORTE	16.83
RELLENO	1.76
RELLENO CUNETETA	0.18
CORTE GAVION	26.06
RELLENO GAVION	2.87
GAVION	6.49

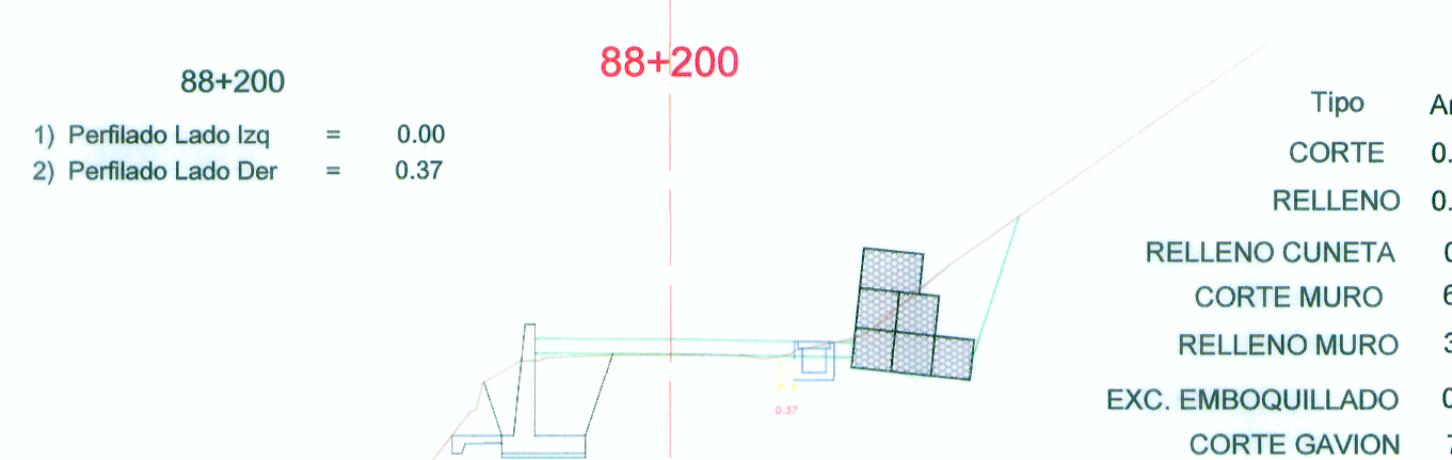
CT: 1725.672
CR: 1726.400



88+060
 1) Perfilado Lado Izq = 0.00
 2) Perfilado Lado Der = 1.55

Tipo	Area
CORTE	4.03
RELLENO	2.67
RELLENO CUNETETA	0.18
CORTE GAVION	19.50
RELLENO GAVION	2.87
GAVION	6.49

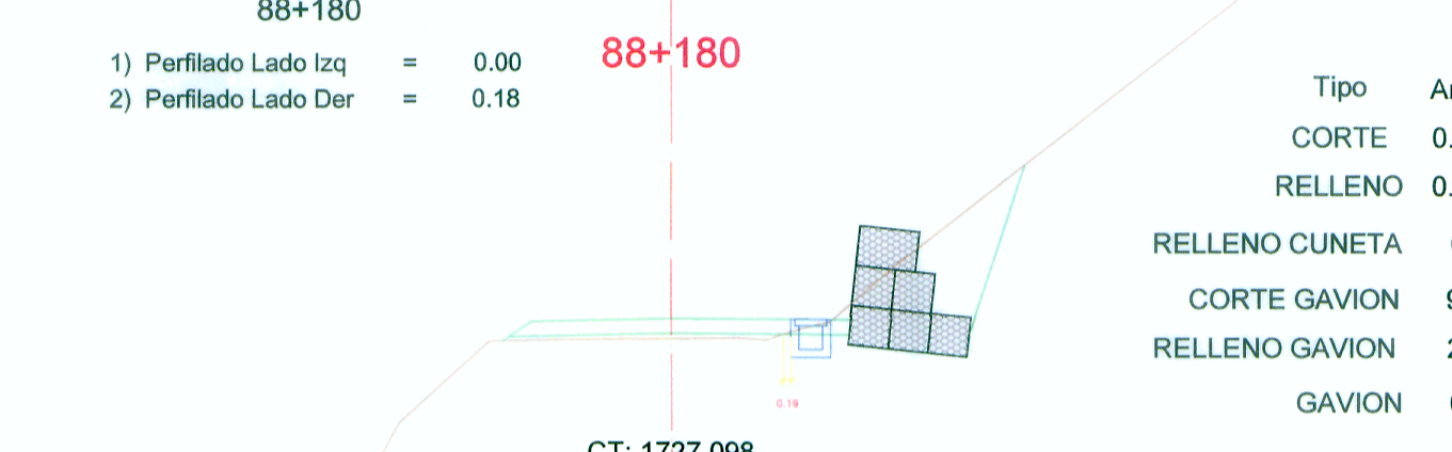
CT: 1725.369
CR: 1726.193



88+200
 1) Perfilado Lado Izq = 0.00
 2) Perfilado Lado Der = 0.37

Tipo	Area
CORTE	0.30
RELLENO	0.28
RELLENO CUNETETA	0.18
CORTE MURO	6.15
RELLENO MURO	3.32
EXC. EMBOQUILLADO	0.73
CORTE GAVION	7.67
RELLENO GAVION	2.87
GAVION	6.49

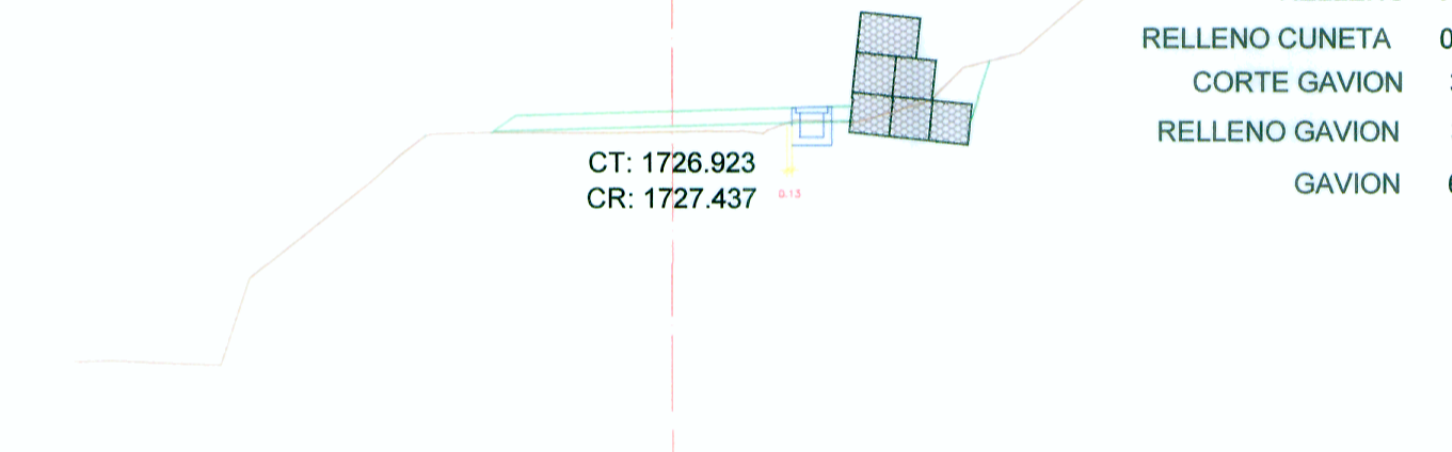
CT: 1727.372
CR: 1727.774



88+180
 1) Perfilado Lado Izq = 0.00
 2) Perfilado Lado Der = 0.18

Tipo	Area
CORTE	0.23
RELLENO	0.79
RELLENO CUNETETA	0.18
CORTE GAVION	9.63
RELLENO GAVION	2.87
GAVION	6.49


CT: 1727.098
CR: 1727.606



88+160
 1) Perfilado Lado Izq = 0.00
 2) Perfilado Lado Der = 0.13

Tipo	Area
CORTE	0.05
RELLENO	0.87
RELLENO CUNETETA	0.18
CORTE GAVION	3.08
RELLENO GAVION	3.52
GAVION	6.49

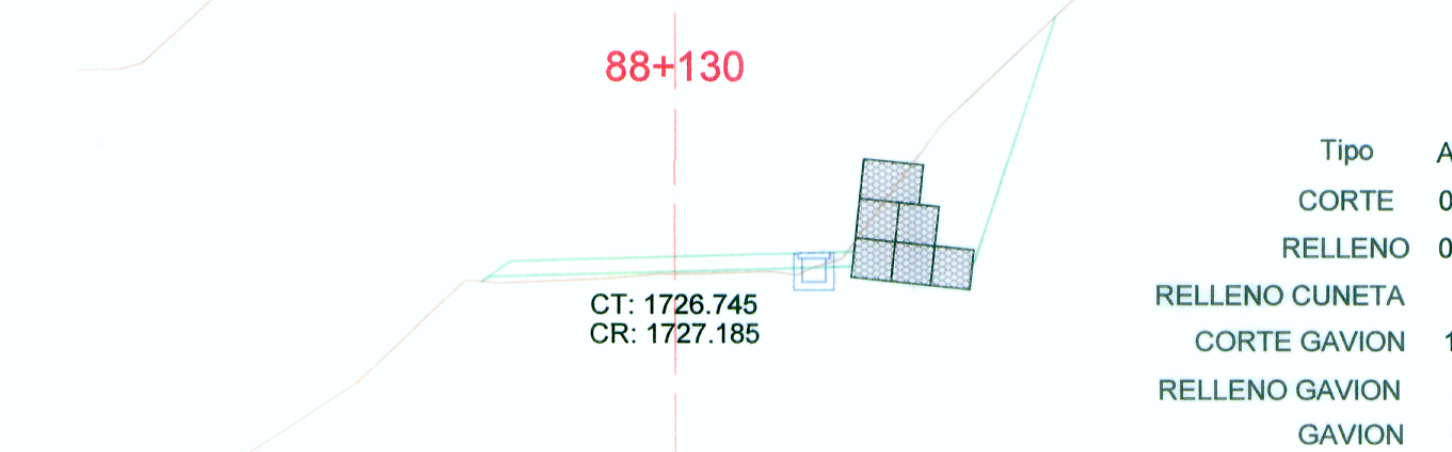
CT: 1726.923
CR: 1727.437



88+150
 1) Perfilado Lado Izq = 0.00
 2) Perfilado Lado Der = 1.02

Tipo	Area
CORTE	0.96
RELLENO	0.41
RELLENO CUNETETA	0.18
CORTE GAVION	13.72
RELLENO GAVION	2.87
GAVION	6.49

CT: 1726.889
CR: 1727.353



88+140
 1) Perfilado Lado Izq = 0.00
 2) Perfilado Lado Der = 0.48

Tipo	Area
CORTE	1.65
RELLENO	0.53
RELLENO CUNETETA	0.18
CORTE GAVION	15.18
RELLENO GAVION	2.87
GAVION	6.49

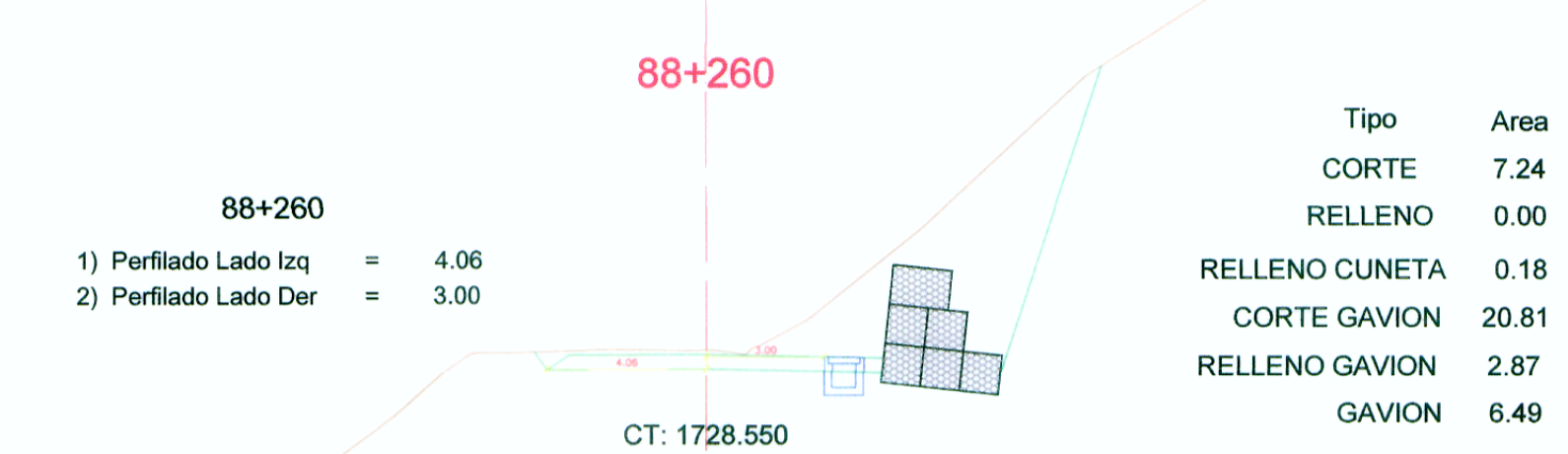
CT: 1726.801
CR: 1727.269



88+130
 1) Perfilado Lado Izq = 0.00
 2) Perfilado Lado Der = 1.55

Tipo	Area
CORTE	0.04
RELLENO	0.85
RELLENO CUNETETA	0.18
CORTE GAVION	13.68
RELLENO GAVION	2.87
GAVION	6.49

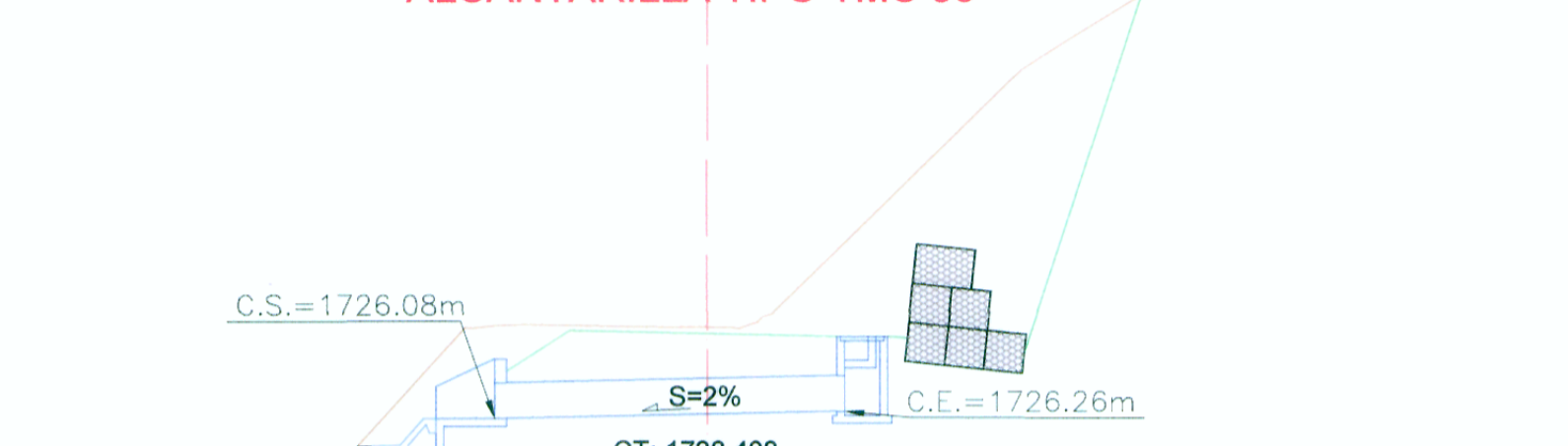
CT: 1726.745
CR: 1727.185



88+260
 1) Perfilado Lado Izq = 4.06
 2) Perfilado Lado Der = 3.00

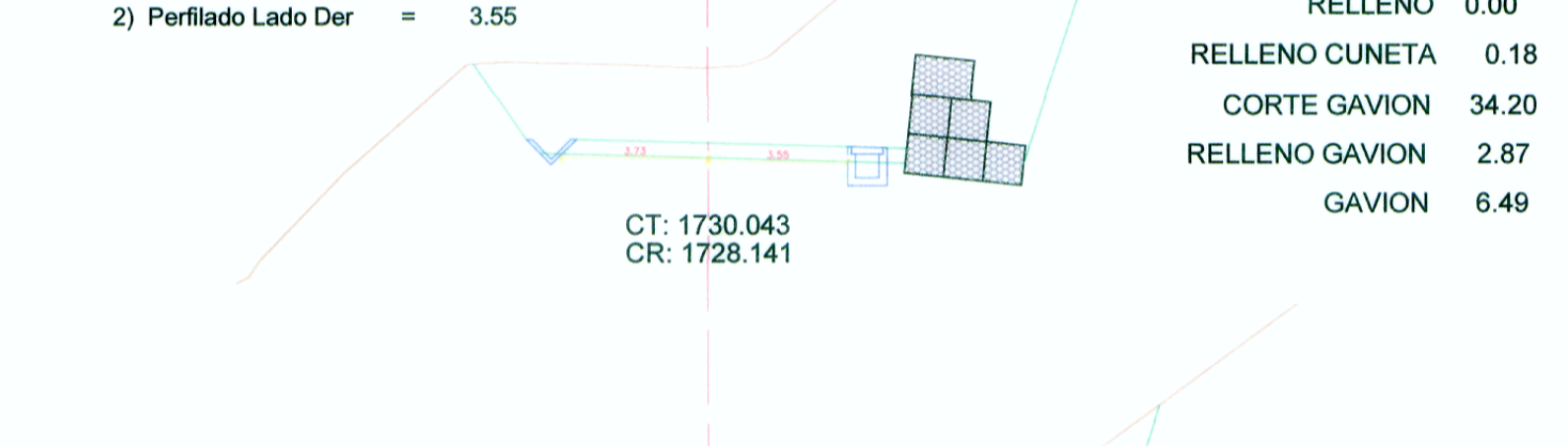
Tipo	Area
CORTE	7.24
RELLENO	0.00
RELLENO CUNETETA	0.18
CORTE GAVION	20.81
RELLENO GAVION	2.87
GAVION	6.49

CT: 1728.550
CR: 1728.444



88+247.500
ALCANTARILLA TIPO TMC 36"


CT: 1728.408
CR: 1728.241



88+240
 1) Perfilado Lado Izq = 3.73
 2) Perfilado Lado Der = 3.55

Tipo	Area
CORTE	33.84
RELLENO	0.00
RELLENO CUNETETA	0.18
CORTE GAVION	34.20
RELLENO GAVION	2.87
GAVION	6.49

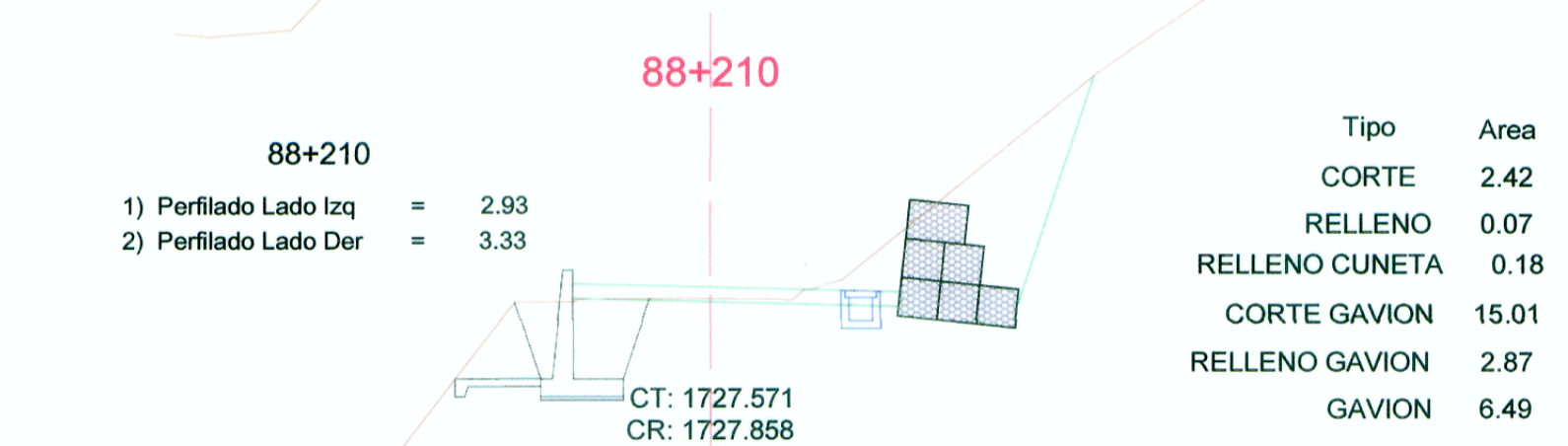
CT: 1730.043
CR: 1728.141



88+230
 1) Perfilado Lado Izq = 3.85
 2) Perfilado Lado Der = 3.58

Tipo	Area
CORTE	31.98
RELLENO	0.00
RELLENO CUNETETA	0.18
CORTE GAVION	31.58
RELLENO GAVION	2.87
GAVION	6.49

CT: 1729.421
CR: 1728.030



88+220
 1) Perfilado Lado Izq = 4.06
 2) Perfilado Lado Der = 3.63

Tipo	Area
CORTE	7.02
RELLENO	0.00
RELLENO CUNETETA	0.18
CORTE GAVION	20.00
RELLENO GAVION	2.87
GAVION	6.49

CT: 1727.824
CR: 1727.942



88+210
 1) Perfilado Lado Izq = 2.93
 2) Perfilado Lado Der = 3.33

Tipo	Area
CORTE	2.42
RELLENO	0.07
RELLENO CUNETETA	0.18
CORTE GAVION	15.01
RELLENO GAVION	2.87
GAVION	6.49

CT: 1727.571
CR: 1727.858