| Material | Area |
|---|---|
| CORTE MURO | 14.65 |
| RELLENO MURO | 10.63 |
| EXC. EMBOQUILLADO | 6.44 |

82+100

1) Perfilado Lado Izq = 0.00
2) Perfilado Lado Der = 0.58

82+100

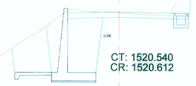

CT: 1520.540
CR: 1520.612

| Material | Area |
|---|---|
| CORTE | 1.62 |
| RELLENO | 0.00 |
| RELLENO CUNETA | 0.18 |
| CORTE MURO | 12.23 |
| RELLENO MURO | 8.84 |
| EXC. EMBOQUILLADO | 4.88 |

82+080

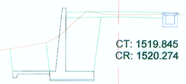

CT: 1519.845
CR: 1520.274

| Material | Area |
|---|---|
| CORTE | 0.00 |
| RELLENO | 1.67 |
| RELLENO CUNETA | 0.08 |
| CORTE MURO | 12.71 |
| RELLENO MURO | 9.07 |
| EXC. EMBOQUILLADO | 5.64 |

82+060

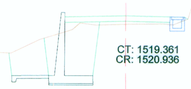

CT: 1519.361
CR: 1520.936

| Material | Area |
|---|---|
| CORTE | 13.78 |
| RELLENO | 2.78 |
| RELLENO CUNETA | 0.01 |

82+050

1) Perfilado Lado Izq = 0.00
2) Perfilado Lado Der = 0.46

82+050

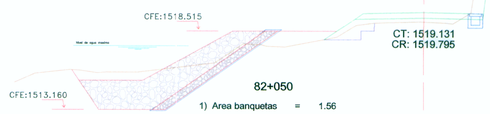


CT: 1519.131
CR: 1519.795

82+050

1) Area banquetas = 1.56

| Material | Area |
|---|---|
| CORTE | 5.28 |
| RELLENO | 2.40 |
| RELLENO CUNETA | 0.01 |

82+040

1) Perfilado Lado Izq = 0.00
2) Perfilado Lado Der = 0.27

82+040

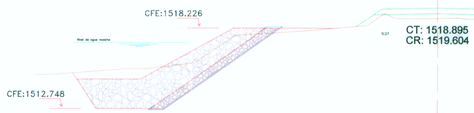


CT: 1518.895
CR: 1519.604

| Material | Area |
|---|---|
| CORTE | 1.57 |
| RELLENO | 1.04 |
| RELLENO CUNETA | 0.01 |

82+030

1) Perfilado Lado Izq = 0.00
2) Perfilado Lado Der = 1.03

82+030

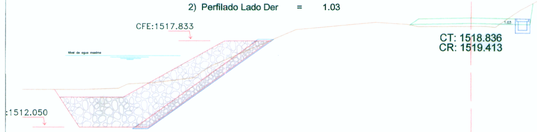


CT: 1518.836
CR: 1519.413

82+160

82+160

1) Perfilado Lado Izq = 0.99
2) Perfilado Lado Der = 2.65

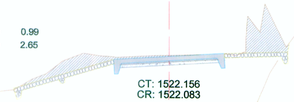

CT: 1522.156
CR: 1522.083

82+150

1) Perfilado Lado Izq = 1.25
2) Perfilado Lado Der = 1.38

82+150



CT: 1521.928
CR: 1521.740

82+140

1) Perfilado Lado Izq = 0.00
2) Perfilado Lado Der = 2.93

82+140

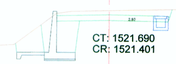

CT: 1521.690
CR: 1521.401

82+130

1) Perfilado Lado Izq = 0.00
2) Perfilado Lado Der = 1.58

82+130

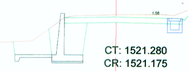

CT: 1521.280
CR: 1521.175

82+120

1) Perfilado Lado Izq = 0.00
2) Perfilado Lado Der = 1.92

82+120

CT: 1520.952
CR: 1520.950

82+110

1) Perfilado Lado Izq = 2.43
2) Perfilado Lado Der = 1.31

82+110

CT: 1520.731
CR: 1520.781

| Material | Area |
|---|---|
| CORTE | 4.63 |
| RELLENO | 0.00 |
| RELLENO CUNETA | 0.01 |

| Material | Area |
|---|---|
| CORTE | 6.28 |
| RELLENO | 0.00 |
| RELLENO CUNETA | 0.01 |

| Material | Area |
|---|---|
| CORTE | 5.38 |
| RELLENO | 0.00 |
| RELLENO CUNETA | 0.04 |
| CORTE MURO | 6.36 |
| RELLENO MURO | 4.17 |
| EXC. EMBOQUILLADO | 2.76 |

| Material | Area |
|---|---|
| CORTE | 4.85 |
| RELLENO | 0.00 |
| RELLENO CUNETA | 0.02 |
| CORTE MURO | 6.26 |
| RELLENO MURO | 4.05 |
| EXC. EMBOQUILLADO | 3.36 |

| Material | Area |
|---|---|
| CORTE | 29.36 |
| RELLENO | 0.73 |
| RELLENO CUNETA | 0.01 |

| Material | Area |
|---|---|
| CORTE | 26.43 |
| RELLENO | 0.00 |
| RELLENO CUNETA | 0.01 |

82+240

1) Perfilado Lado Izq = 4.06
2) Perfilado Lado Der = 3.00

82+240

CT: 1525.277
CR: 1525.058

82+220

1) Perfilado Lado Izq = 4.06
2) Perfilado Lado Der = 3.00

82+220



CT: 1524.476
CR: 1524.406

82+200

1) Perfilado Lado Izq = 3.95
2) Perfilado Lado Der = 3.00

82+200



CT: 1523.616
CR: 1523.669

82+180

1) Perfilado Lado Izq = 4.96
2) Perfilado Lado Der = 3.00

82+180

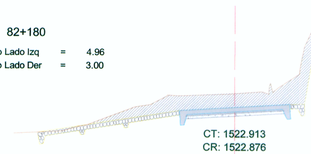

CT: 1522.913
CR: 1522.876

82+170

1) Perfilado Lado Izq = 5.58
2) Perfilado Lado Der = 3.00

82+170

CT: 1522.510
CR: 1522.475

| Material | Area |
|---|---|
| CORTE | 6.10 |
| RELLENO | 0.00 |
| RELLENO CUNETA | 0.01 |

| Material | Area |
|---|---|
| CORTE | 3.94 |
| RELLENO | 0.00 |
| RELLENO CUNETA | 0.01 |

| Material | Area |
|---|---|
| CORTE | 2.87 |
| RELLENO | 0.44 |
| RELLENO CUNETA | 0.01 |

| Material | Area |
|---|---|
| CORTE | 24.62 |
| RELLENO | 0.00 |
| RELLENO CUNETA | 0.01 |

| Material | Area |
|---|---|
| CORTE | 5.20 |
| RELLENO | 0.11 |
| RELLENO CUNETA | 0.01 |

Estudio Definitivo del Proyecto de Rehabilitación y Mejoramiento de la Carretera Huaura Sayán Churín Km. 0+000 al Km. 104+400
ING. MARIA MAYORCA PALOMINO
CIP N° 9434
Jefe de Estudios

Estudio Definitivo del Proyecto de Rehabilitación y Mejoramiento de la Carretera Huaura Sayán Churín Km. 0+000 al Km. 104+400
ING. JORGE LUIS BARBORIA CUEVA
CIP N° 61591
Jefe de Proyecto

C.P.S. DE INGENIERIA S.A.C.
CONSULTORIA - PROYECTOS - SUPERVISION
AV. SAN BORJA SUR 417 - SAN BORJA - TEL. 4762346/4762351 - FAX 4762349
www.cpsingenieria.com Lima-13, PERU

PROYECTO:
REHABILITACION Y MEJORAMIENTO DE LA CARRETERA HUAURA - SAYAN - CHURIN
TRAMO II : SAYAN - CHURIN (PTE. TINGO)

PLANO:
SECCIONES TRANSVERSALES
Km. 82+030 al Km. 82+240

| | | | |
|---|---|---|---|
| DISEÑADO : Ing°. Pilar Rodriguez Reg. C.I.P. 3625 | APROBADO : | FECHA: DIC. 2010 | LAMINA: SE-178 |
| VERIFICADO : Ing°. María Mayorca Reg. C.I.P. 9434 | REALIZADO : G.B.C. | ESCALA: 1/400 | VERSION: 01 |