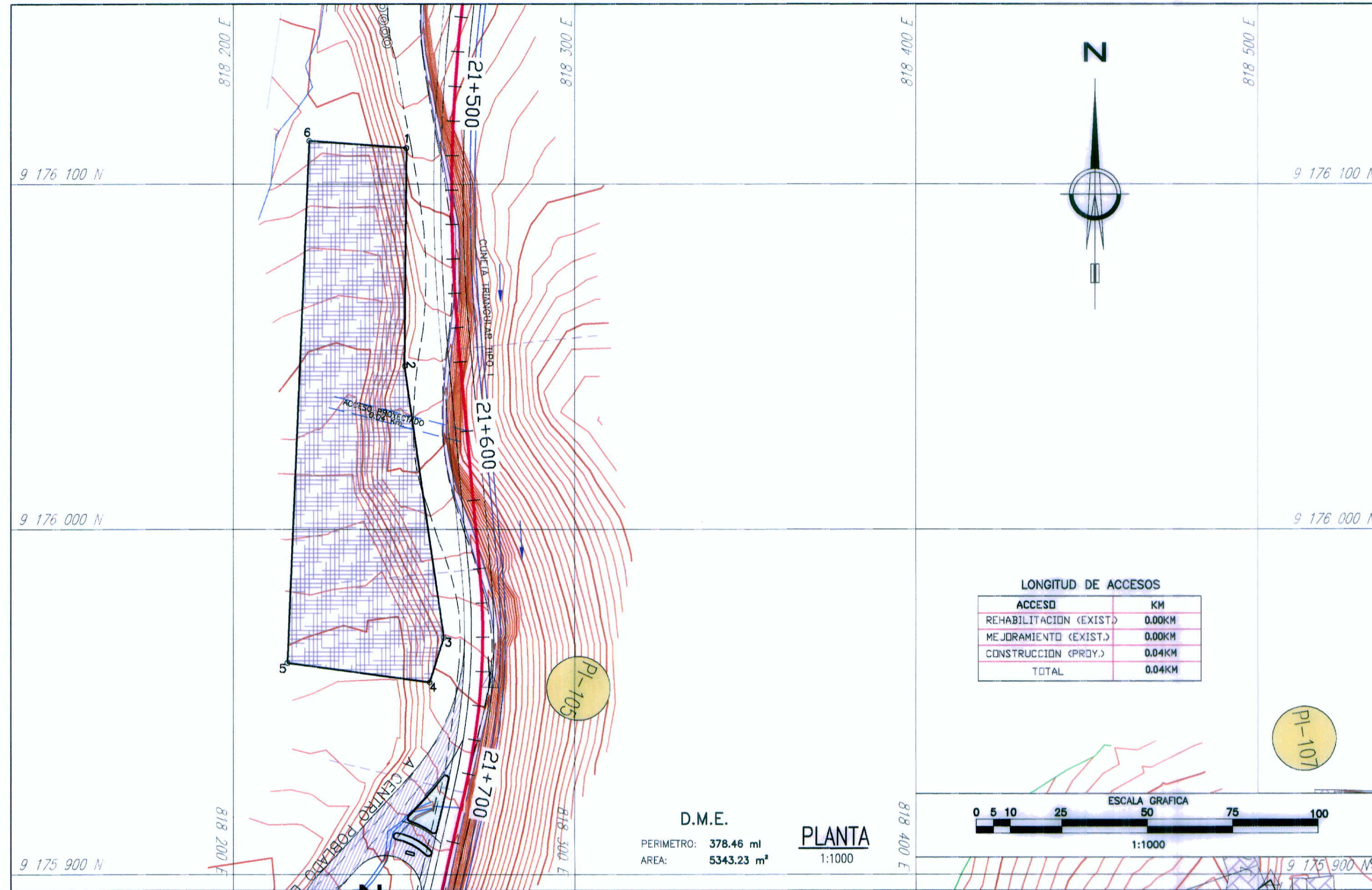
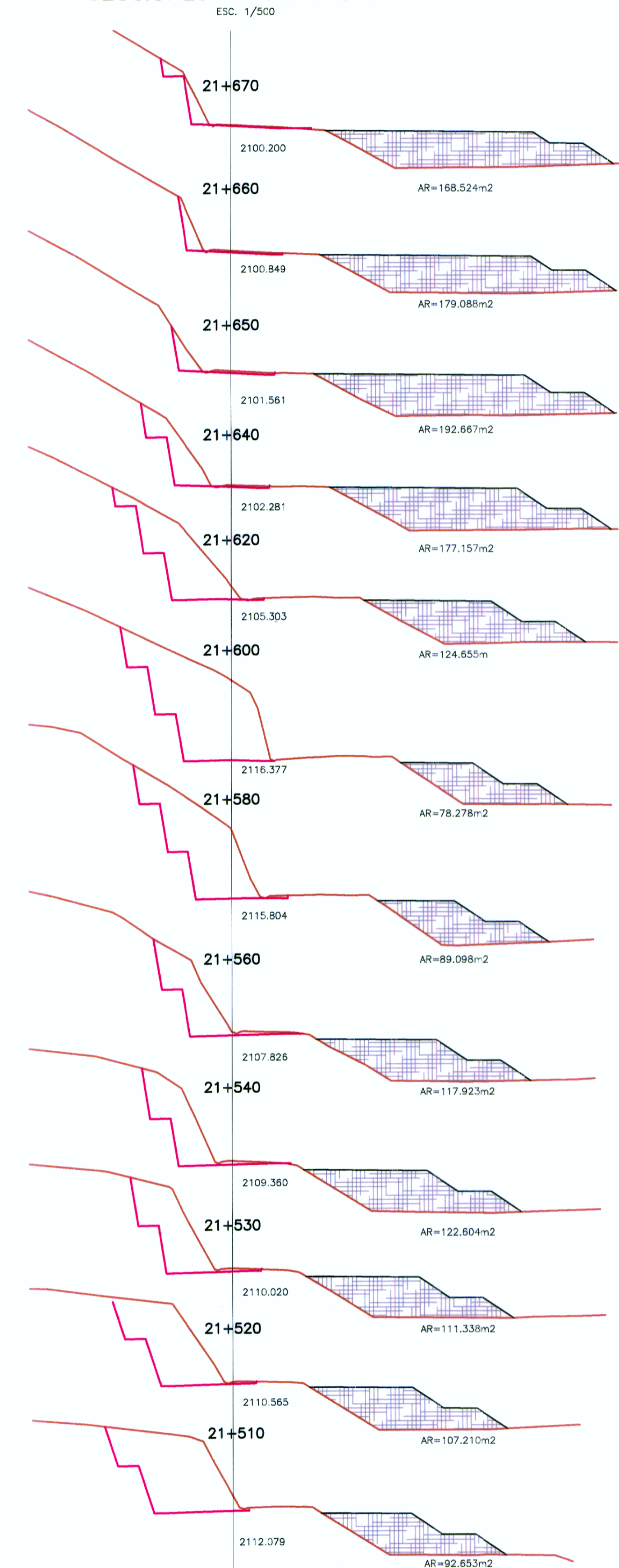


DEPOSITO DE MATERIAL EXCEDENTE
D.M.E. "Km 21+600"
LADO DER.



SECCIONES TRANSVERSALES

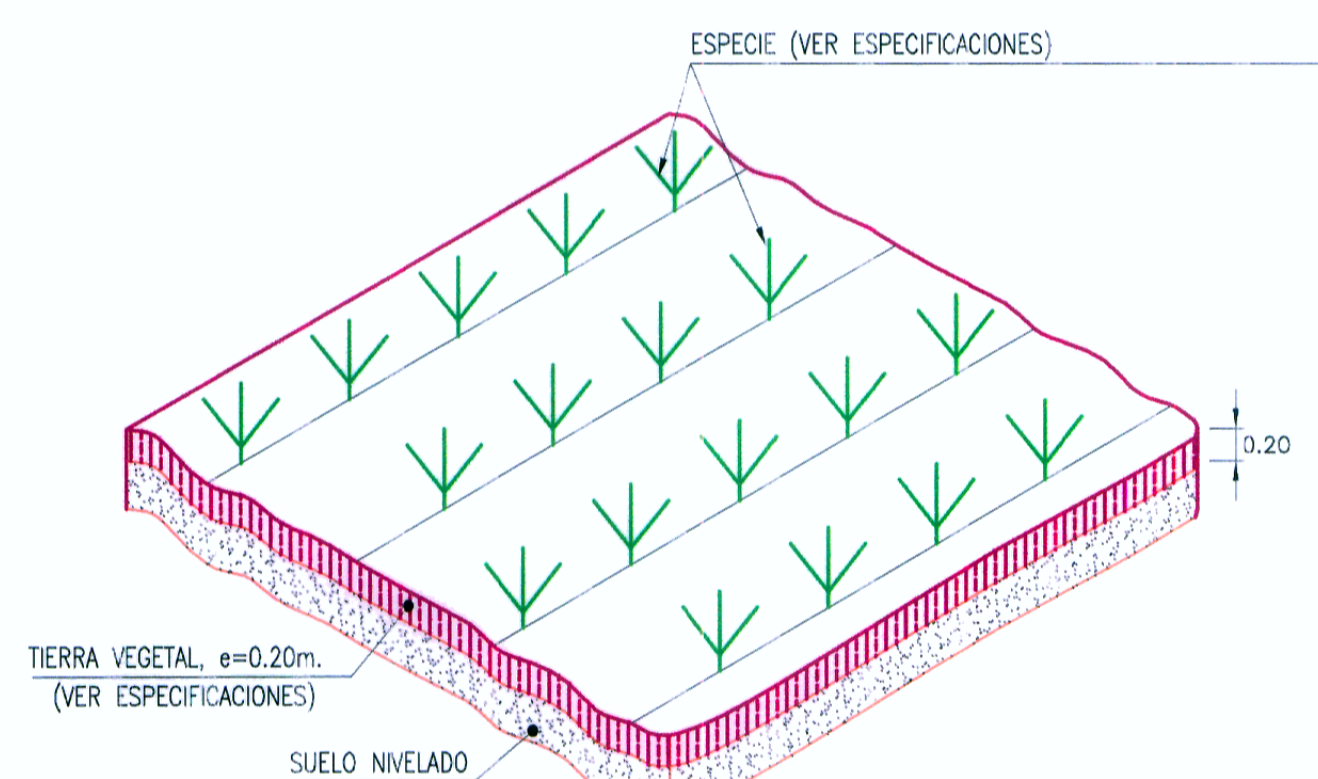


HOB CONSULTORES S.A.

HOB CONSULTORES S.A.

ING. FERNANDO MENCHE VALDIVIA VARGAS
ESP. IMPACTO AMBIENTAL
CIP N° 64157

ING. FERNANDO MENCHE VALDIVIA VARGAS
ESP. IMPACTO AMBIENTAL
CIP N° 64157



DETALLE DE REVEGETACION
1:12

| PROGRESIVAS | AREA m ² | VOLUMEN m ³ |
|--------------|---------------------|------------------------|
| 21+510 | 92.653 | |
| 21+520 | 107.210 | 999.315 |
| 21+530 | 111.338 | 1092.740 |
| 21+540 | 122.604 | 1169.710 |
| 21+560 | 117.923 | 2405.270 |
| 21+580 | 89.098 | 2070.210 |
| 21+600 | 78.278 | 1673.760 |
| 21+620 | 124.655 | 2029.330 |
| 21+640 | 177.157 | 3018.120 |
| 21+650 | 192.667 | 1849.120 |
| 21+660 | 179.088 | 1858.775 |
| 21+670 | 168.524 | 1738.060 |
| TOTAL | | 19904.410 |

| PV | NORTE | ESTE |
|----|------------|-----------|
| 1 | 9176110.43 | 818250.86 |
| 2 | 9176047.15 | 818250.08 |
| 3 | 9175968.47 | 818261.58 |
| 4 | 9175955.47 | 818257.43 |
| 5 | 9175961.12 | 818215.86 |
| 6 | 9176112.48 | 818222.17 |

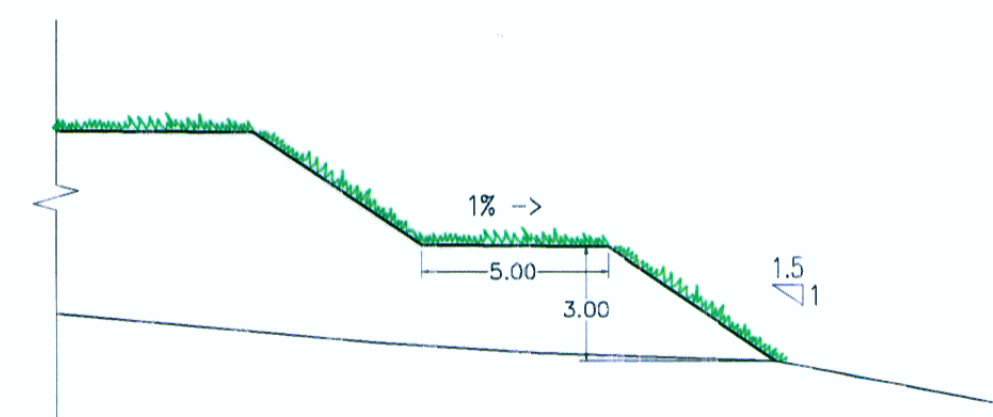
LEYENDA

PLANTA :

- EJE PROYECTADO
- CARRETERA EXISTENTE
- CURVA MAYOR
- CURVA MENOR
- CASA

MATERIAL EXCEDENTE :

- VERTICE DE POLIGONAL
- AREA DE BOTADERO



SECCION TIPICA DE BANQUETA
1:200

| REVISIONES | |
|------------|-------|
| N° | FECHA |
| | |
| | |
| | |